

F702

FYNE ADVICE

ESSENTIAL INFORMATION GUIDE



TABLE OF CONTENTS

- | | |
|-----|---------------------------|
| 1. | Introduction |
| 2. | Safety |
| 3. | Spike Fixing |
| 4. | Positioning |
| 5. | Connecting Speaker Cables |
| 6. | Earth Connection |
| 7. | Grilles |
| 8. | Cabinet Care |
| 9. | Warranty |
| 10. | Specifications |

1 INTRODUCTION

Thank you for choosing Fyne Audio loudspeakers, proudly designed by our experienced engineers and manufactured to exacting standards by our craftsmen in Scotland. We believe they will give you many years of listening pleasure.

Before installing these loudspeakers, please read this manual in full, both for safety reasons, and to ensure you achieve the best performance possible.

2 SAFETY



For safety reasons, and to ensure you achieve the best performance possible, please fully read this document before installing these loudspeakers.

To prevent injury or damage when unpacking the loudspeakers, please do **not** use the protective bag to lift them in case it tears. If possible retain packaging for future use.

The spikes are very sharp - take care to avoid personal injury.

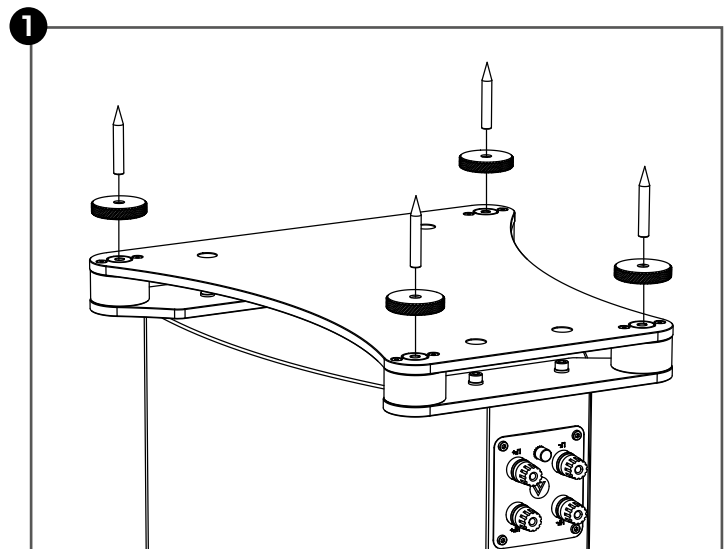
These speakers must always be connected to a suitable amplifier and **never** to a mains supply.

Ensure your amplifier is switched off before making connections, to avoid damage.

3 SPIKE FITTING

Thread the 4 carpet spikes and adjustment thumb wheels to the inserts in the plinths of each loudspeaker. They can be adjusted from above once the loudspeaker is in place using the HEX key provided, to ensure it is stable and level (Fig. 1).

On wooden or other delicate floors, use the cups provided to prevent damage to the surface.



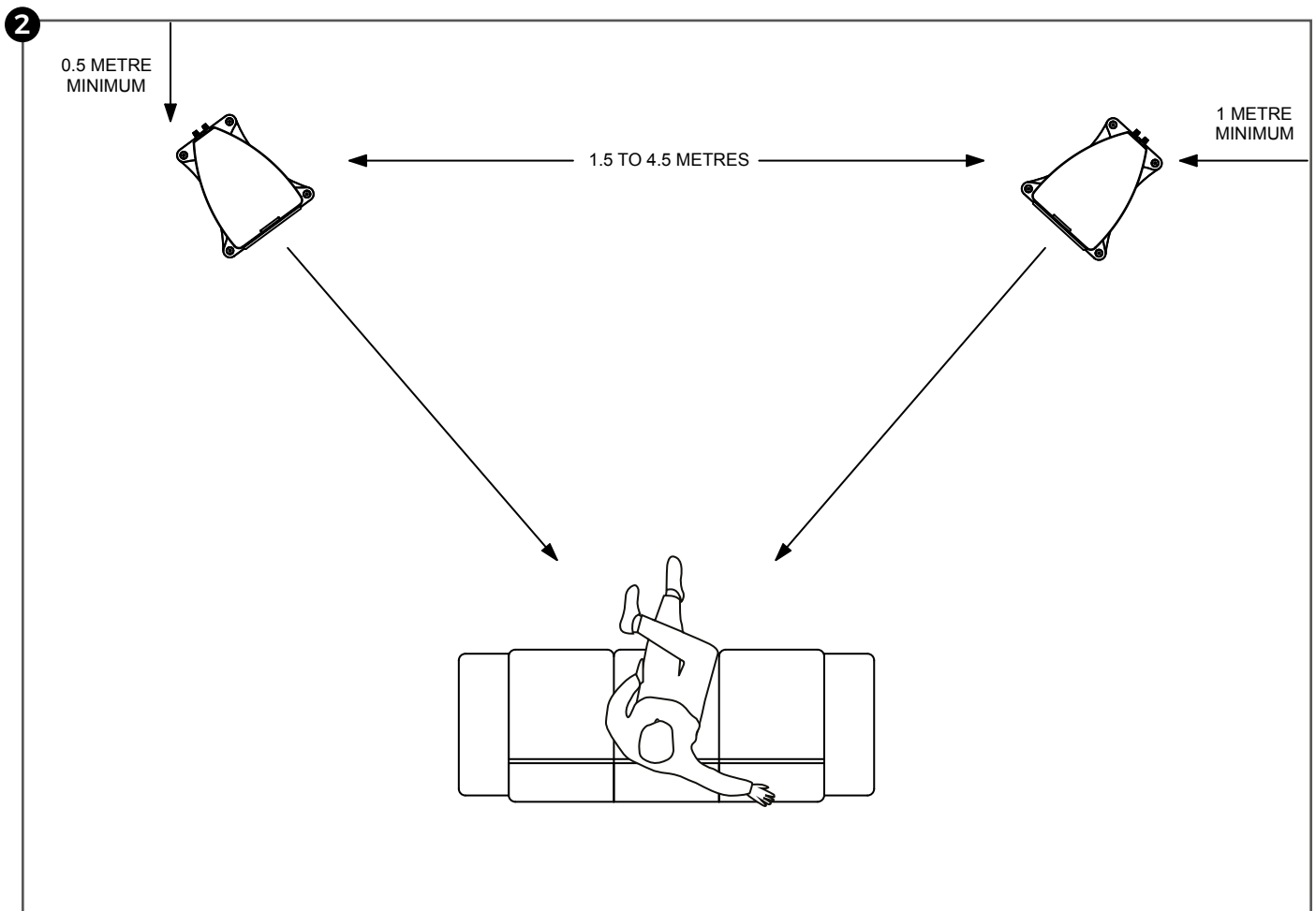
4 POSITIONING

The loudspeakers should be positioned approximately 1.5 - 4.5m apart (5 - 15 feet), ideally no closer than 0.5m (20 inches) from the rear wall, and no closer than 1m (3 feet) from the side walls (Fig.2).

Some degree of experimentation will provide the best

results, especially with toe in towards the listener, to give the best stereo imaging.

On wooden or other delicate floors, use the cups provided to prevent damage to the surface.



5 CONNECTING SPEAKER CABLES

Your dealer will be able to advise on the most suitable choice of cables for your budget and system, to obtain the best performance.

Bare wire connections may be made by unscrewing the terminal, and making use of the hole in the threaded post. Alternatively, dedicated 4mm plugs may be purchased, or are already fitted to terminated cable sets.

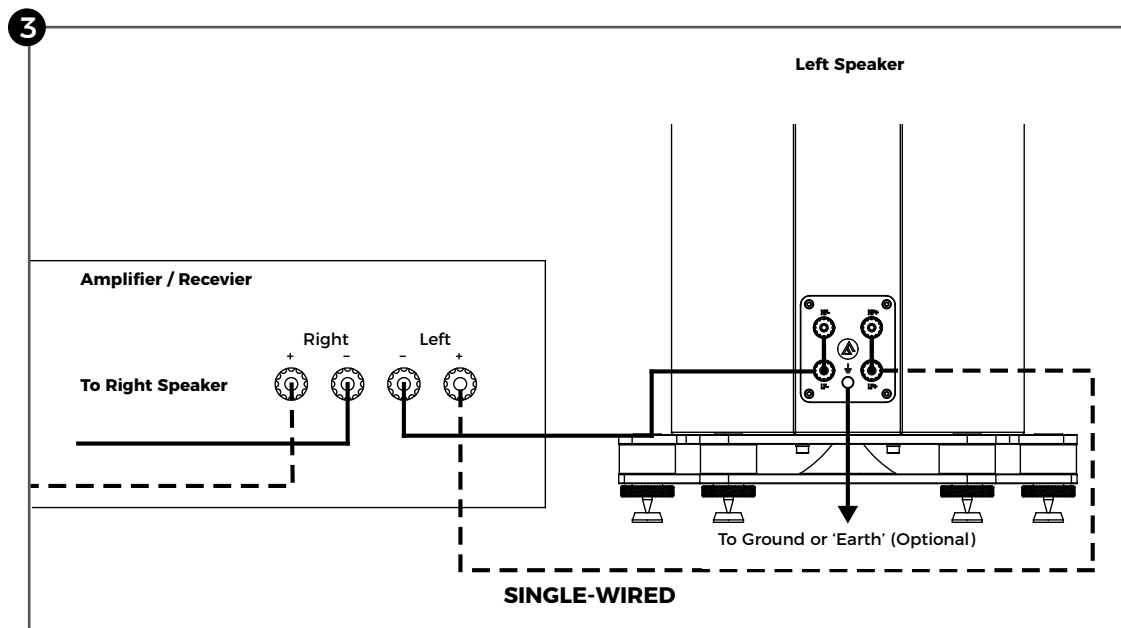
Ensure connections are made positive to positive and negative to negative between the speaker and the amplifier.

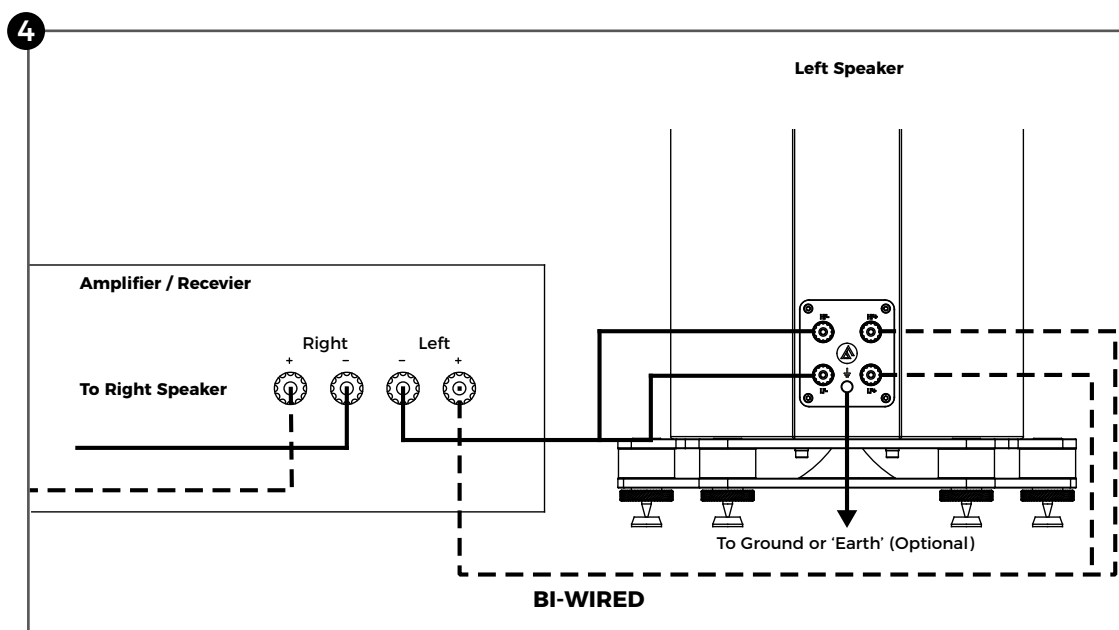
All models are provided with two sets of terminals one for the HF and one for the LF. When using a single cable wire as shown, connect the link wires provided (Fig. 3). For bi-wire operation omit the link wires, and wire with two sets of cable or a dedicated bi-wire cable (Fig. 4). This option will ensure the best possible sound quality.

6 EARTH CONNECTION

The loudspeaker is provided with an earth or ground connection, connected to the drive unit chassis. The purpose of this is to ground any radio frequency interference that may get back to the amplifier, reducing

fine detail and resolution. A separate earth wire may be used for this purpose, but best results will be obtained by using a dedicated screened loudspeaker cable.





7 GRILLES

Although the magnetically attached grilles are designed for maximum transparency, we always recommend removal for the best possible sound quality.

8 CABINET CARE

The cabinet may be cleaned with a microfiber cloth. Avoid exposure to extremes of heat, humidity and direct sunlight for extended periods of time.

On no account use solvents or abrasive materials, as this will cause damage and invalidate the warranty.

9 WARRANTY

1. No maintenance of the loudspeaker is necessary.
2. Please register your Fyne Audio Limited product online at www.fyneaudio.com. All of our products have been produced and tested with care and precision to give first-class service.
3. All passive loudspeakers are guaranteed for a period of 7 years from the date of purchase from an authorised Fyne Audio Limited dealer. This warranty is subject to the absence or evidence of misuse, overload, or accidental damage, applies only to the registered owner, and covers only genuine Fyne Audio Limited products with the original undamaged serial number.
4. All active and electronic components are guaranteed for a period of 2 years from the date of purchase from an authorised Fyne Audio Limited dealer subject to the absence of, or evidence of, misuse, overload or accidental damage.
5. If at any time during this warranty period the equipment proves to be defective for any reason other than accident, misuse, neglect, unauthorised modification, incorrect installation or connection, matched with improper equipment or fair wear and tear, we will repair any such manufacturing defect or, at our option, replace it without charge for labour, parts or return carriage.
6. If you suspect a problem with a Fyne Audio Limited product, in the first instance, discuss it with your Fyne Audio Limited dealer. If you require further assistance, then we ask that you deal directly with your local Fyne Audio Limited distributor. If you cannot locate your distributor please contact Fyne Audio Limited Customer Services, via our website listed above or at the e-mail enquiries@fyneaudio.com
7. Do not ship any product to Fyne Audio Limited without previous authorisation.
8. **LIABILITY**
Other than the warranty and services set out in this warranty, to the fullest extent permitted by law, Fyne Audio Limited and its Authorised Distributors shall not be liable to you and/or any third party or entity whatsoever for:- any loss, damages and/or malfunction caused to any product(s) which is/are connected to any of the Fyne Audio Limited products any damages, loss and liability (except for any personal injuries or death), whether direct, indirect, incidental, consequential special, punitive or otherwise, howsoever caused by, arising out of, or otherwise in relation to the installation, delivery, use, service, repair, replacement and/or maintenance of the Fyne Audio Limited product; or any damages, loss and liability (except for any personal injuries or death) under this warranty in respect of any act, omission, or negligence of any of their technicians, employees, agents, representatives or independent contractors relating to the actual or purported performance of any of the obligations under this warranty.
9. Without limiting the above, the maximum liability of the Fyne Audio Limited and its Authorised Distributors under this warranty shall not in any event or under any circumstances exceed the actual purchase price paid for the Fyne Audio Limited product(s).

10 SPECIFICATIONS

Model	F702
System type	2 ½ way, downwards firing port, with BassTrax™ Tractrix diffuser*, twin cavity loading system
Recommended amplifier power (Watt RMS)	30 - 200
Continuous power handling (Watt RMS)	100
Peak power handling (Watt RMS)	400
Sensitivity (2.83 Volt @ 1m)	92dB
Nominal impedance	8 Ohm
Frequency response (-6dB typical in room)	30Hz - 34kHz
Drive unit complement	1 x 200mm IsoFlare™ point source driver, multi-fibre bass / midrange cone, FyneFlute™ surround with 25mm magnesium dome compression tweeter, neodymium magnet system 1 x 200mm multi-fibre bass / midrange cone, FyneFlute™ surround
Crossover frequency	250Hz & 1.7kHz
Crossover type	Bi-wired passive low loss, 2nd order low pass, 1st order high pass, cryogenically treated
Dimensions incl. terminals & grille - H x W x D	111 x 384 x 440mm (43.7 x 15.1 x 17.3")

* Patent applied for

ENJOY.

Thank you for choosing Fyne Audio loudspeakers, proudly designed by our experienced engineers and manufactured to exacting standards by our craftsmen in Scotland.

WWW.FYNEAUDIO.COM

