

# INSTALLED SOUND

## SPEAKER SYSTEMS

sound culture



ENG 2014



RCF Installed Sound speaker systems range represents a prominent chapter in the long history of RCF, started in 1949 .

Whether a speaker system is designed for permanent installation or for portable PA situations, RCF has a solution with high level of audio fidelity and intelligibility, offering superior sound definition.

This requirement has fostered the need for Audio Professionals to be able to offer a range of speaker systems combined with dedicated Processing and Amplification Technologies that are superior in Acoustic Performance and Control.

The RCF product portfolio is one of the most comprehensive in the market place today offering true integrated audio solutions.

This catalogue includes speaker systems designed to meet all pro-audio contractors requirements for fixed installations like café or theme bars, retail outlets, places of worship, theatres, restaurants, live venues, dance clubs, theme parks, airports, hotels, railway stations, shopping malls, auditoriums, congress centres or major sporting stadia.....

From architectural design and industry standard monitor speakers to digital steerable arrays, from the compact near and medium field "two way systems" to the "large format" horn-loaded arrayable systems for stadia and long throw sound reinforcement applications, all RCF speaker systems designed for fixed installations offer dedicated controlled horn directivity. For the maximum safety with no compromises RCF wooden cabinets have internal steel reinforcement brackets dimensioned over the most severe safety standards.

The speaker series included in this catalogue feature some of RCF's exclusive designs and technologies such as RCF Precision Woofers and Compression Drivers, "CMD" Coverage Matching Design horns providing consistent horizontal and vertical pattern control through the usable frequency range, RCF exclusive "LICC" Crossover Systems, matching amplification and control systems to fully optimise the high performance and long term reliability RCF is renowned for. RCF speaker systems equipped with compression drivers also have the RCF built in dynamic electronic protection, providing a high standard in reliability.

RCF is one of only a few loudspeaker manufacturers worldwide who completely manufactures transducers, speaker systems and amplification and control electronics.

Our 60 years heritage in Audio research and development combined with the latest manufacturing processes and high quality materials gives us the opportunity to create a complete range of systems that can individually or combined meet today's high standards in audio requirements.

Page **6**

## VSA



### DIGITALLY STEERABLE SOUND COLUMN SPEAKER

VSA is a multi-amplified vertical steerable speaker array that represents one of the latest RCF applications in terms of digital audio technology for indoor installations, where critical acoustic environment is an issue and where moderate visual impact is required.

Page **12**

## HL System



### HORN LOADED ARRAY SYSTEM

HL SYSTEM is a horn loaded two-way full range array system designed for mid distance and long throw applications. Equipped with the latest generation of RCF precision transducers, this compact system provides very high output and accurate voice and sound reproduction.

Page **14**

## H Series



### FULLY HORN LOADED 3-WAY MID-LONG THROW SYSTEMS

The H Series is designed to provide the output and directivity required for larger scale installations. With the H Series RCF have created designs capable of delivering high efficiency output and controlled directivity, offering a full range approach in arrayable configurations.

Page **16**

## C Series



### COMPACT 2-WAY NEARFIELD SYSTEMS

The Compact Series is a highly advanced range of near-field 'two way direct radiating' loudspeaker systems offering dedicated models with focused horn directivity, designed with several mounting points and handles to simplify permanent installation applications.

Page **28**

## Media Series



### COMPACT 2-WAY NEARFIELD SYSTEMS

The new RCF Media Series presents a 360° approach to the Sound System Design. With the addition of new Media small sized models the RCF Installed Sound Catalogue offers a complete portfolio, a complete package, to the Audio System Engineering.

Page **42**

## L Series



### PROFESSIONAL COLUMN SPEAKERS

Professional column speaker series dedicated to installations where a compact speaker with accurately controlled vertical directivity and PRO vocal audio quality is required.

Page **44** **Subwoofer Series**



### BASS REFLEX, BAND PASS, HORN LOADED SUBWOOFERS

The Subwoofer Series is a highly advanced line of compact Subwoofers, offering dedicated models in various configurations specially designed for permanent installation applications. True natural reproduction of music requires that the sound system's output should extend into the lowest octaves of the audible spectrum.

Page **60**

## P Series



### OUTDOOR – INDOOR WHEATHERPROOF SYSTEMS

The P Series is a line of highly efficient, arrayable speaker systems offering excellent music and speech intelligibility. The compact lightweight weatherproof enclosures provide the highest IP standard rating.

### MULTIPURPOSE 2 WAY SPEAKER SYSTEMS

An optimized series of two-way composite plastic speaker systems equipped with RCF premium transducers and constant directivity horns. Traditional ART audio quality, full front grille, installation mounting points.



## ART Series

Page **72**

### HIGH QUALITY COMPACT SPEAKER SYSTEMS

Available in both black and white finishes, all Monitor models are designed to blend in with any decor, and deliver surprisingly deep midrange and finely-detailed high frequency response. Perfect for foreground and background music reproduction.



## MONITOR Series

Page **74**

### ARCHITECTURAL SPEAKER SOLUTIONS

The Monitor Q Series offers modern industrial design along with impeccable acoustic engineering, together with several installation dedicated models. A true combination of design and acoustics with 'installation friendly' mounting and fixing systems to please sound contractors, architects and end customers.



## MONITOR Q Series

Page **76**

A wide choice of power amplifiers, dedicated speaker management digital processors, professional audio sources to complete RCF installation speaker systems range.



## Electronics

Page **82**

High quality pro-audio transformers and dedicated rack enclosures expressly developed to maintain the audio quality of the installation.



## Racks and transformers

Page **87**

### MULTI-ZONE MUSIC AND PAGING SYSTEM MATRIX

An elegant slim-line device contains all the functions required by a system for distributing different musical programs in multi-room sound systems and commercial premises.



## RCF Ambiente

Page **88**

### DSP MATRIX MIXER AND AUTOMIXER

AX 8042 is a highly versatile digital matrix-mixers designed on a powerful DSP platform using advanced electronics



## Matrix mixer

Page **89**

Accessories for Installed Sound Speaker Systems




## Universal accessories for loudspeakers

Page **90**

# VSA

## DIGITALLY STEERABLE ARRAY SPEAKER SYSTEM

VSA is a multi-amplified vertical steerable array that represents one of the latest RCF applications in terms of digital audio technology. Thanks to powerful DSPs (Digital Signal Processor) it processes the audio signal to each speaker for controlling its vertical acoustic dispersion.



### DIGITAL PROCESSING FOR SUPERB QUALITY AND RELIABILITY

The signal is fully processed and amplified in the digital domain, thanks also to 6 FPGAs that manage all the data inside the speaker system. The circuitry is modular so as to get maximum reliability and easy servicing.

The VSA includes two independent power supplies, microprocessor controlled for AC and DC operation in order to get a real back-up approach. Each circuit is monitored in voltage, current and in temperature.

All the requirements for using the VSA in Voice Alarm applications have been met.

### SHAPING THE ACOUSTIC BEAM IN A FEW STEPS

One of the most important features of the VSA digital array is the simplicity of the configuration process thanks to a dedicated I/R remote control. In a few steps through the remote control LCD it is virtually possible to tilt down and shape the acoustic beam, while the column speaker is installed in a physical vertical position. This configurability permits to address the audio signal exactly to the listening area, avoiding to send acoustic energy to ceilings and empty floors, thus not introducing additional bad reflections that would affect speech intelligibility, mainly in critical environments with high reverberation time.

### HIGH PERFORMANCE SOUND AND ACOUSTIC CONTROL

20 high power digital amplifiers, driven by a high capacity power supply, assure the best possible control, intelligibility and dynamics. Several LED indicators and the possibility to remote the fault and emergency status, ensure installation and maintenance simple and convenient. Thanks to the RCF state of the art algorithm, the "focusing" control is not required since the best possible result is guaranteed overall the covered listening areas. All commands are available to tailor the acoustical coverage (tilting, dispersion and lobing) according to the range, the SPL level, installation height and the listening area to be served. The power supply can be both AC and DC, so to get full back-up facility when the product is intended for security paging. Terminals, indicators and monitoring are fully according to the EVAC norms in force. Two audio inputs can be available for managing priority systems.

### HEARD BUT NOT SEEN

VSA 2050 can be installed very close to the wall, so as to be unobtrusive, thanks to its compact size and slim shape; and the tilting is just "invisible". The VSA is provided with a wall mounting accessory to be fixed to the wall. Then the column is quickly mounted to this bracket using supplied hardware. Dedicated accessories allow the installer to swivel the column to  $\pm 30^\circ$  and  $\pm 45^\circ$  degrees. It is possible to over-paint the body and the grille to better match the environmental architectural design. Plastic caps house all connectors, AC and DC power supply at one end and audio signals and interfaces on the other. The electrical connections are clearly labelled and made through screw terminals and other suitable and easy-to-wire connectors. The VSA standard version is intended for indoor applications only.



### VSA-RC/USB KIT (p/n. 13360173)

Kit composed by RC VSA remote control, USB/RS422 Converter with RJ45 connection cable and PC-compatible graphical interface software cd (for Microsoft Windows XP and latest versions).

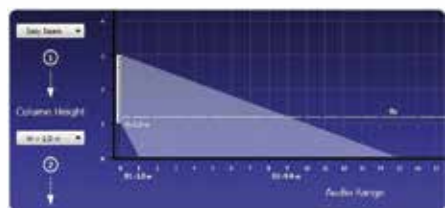
The following data are configurable on each VSA through the VSA-RC remote control: Select virtual inclination angle / Select vertical dispersion angle / Delay in ms / Voice-Music optimization filters / Phase Shift / Mute / Volume / Stand-By

## RCF VSA SOFTWARE

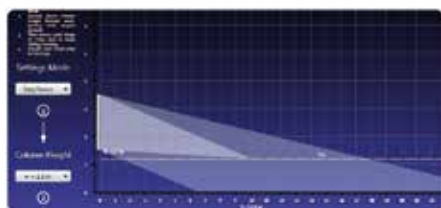


In order to assist with the set up procedures for the VSA Digital Steering Column Array, RCF has developed a complete software package.


The RCF VSA software is the perfect tool to help you to configure your VSA system setup in any venues. The software helps to setup the VSA unit and to control all individual speakers with its own DSP setting and to secure the best performance of the system configuration. RCF VSA software requires an IBM compatible PC with Windows operation systems: XP, Windows 7 or Vista. Works on Mac OSX through Windows emulation software (Parallels Desktop, BootCamp etc).



**“EASY BEAM” CONFIGURATION**  
Allows specifying the listening area to be covered by selecting a preset audio range.




**“EASY FOCUS” CONFIGURATION**  
Simple, easy and suitable for all systems, advisable for users and installers that are not so experienced. Only two parameters are necessary: the loudspeaker installation height and the maximum distance to be covered.

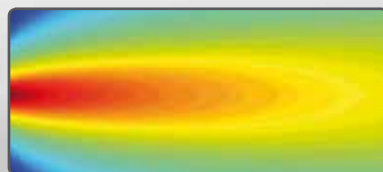


**“FREE BEAM” CONFIGURATION**  
For experts/installers, it allows the (virtual) setting of both loudspeakers tilt and beam.


VERTICAL BEAM 30° / VERTICAL TILT 0°



VERTICAL BEAM 10° / VERTICAL TILT 0°



VERTICAL BEAM 10° / VERTICAL TILT -30°



# VSA 2050

20 x 3,5" SPEAKERS

# VSA 1250

12 x 3,5" SPEAKERS

# VSA 850

8 x 3,5" SPEAKERS

## VSA 2050

p.n. 130.00.200 (230 V)

p.n. 130.00.201 (115 V)

## VSA 1250

p.n. 130.00.279 (230 V)

p.n. 130.00.280 (115 V)

## VSA 850

p.n. 130.00.277 (230 V)

p.n. 130.00.278 (115 V)

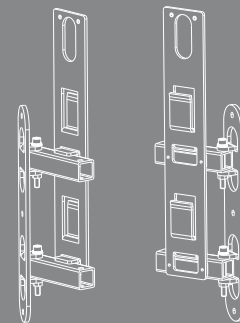


- Intelligible audio transmission in critical acoustical environments
- Transportation halls
- Convention centres
- Auditoriums
- Sports arenas
- Conference halls
- Houses of Worship

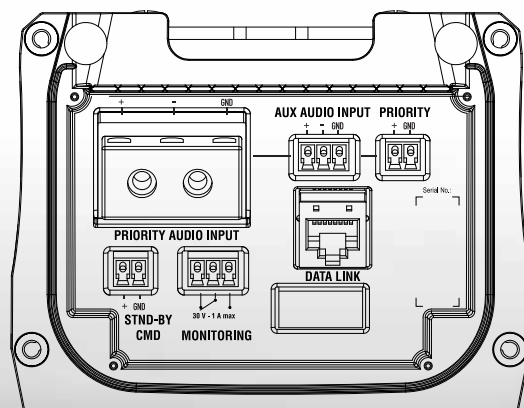
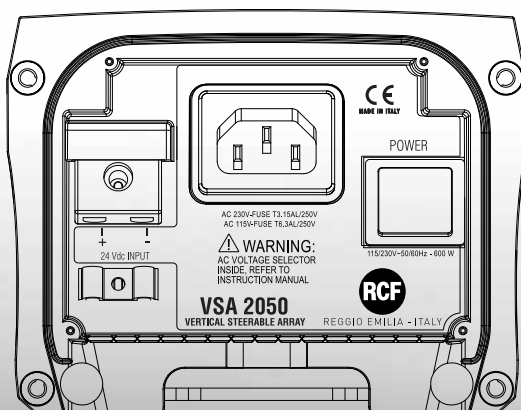
- 50W Class D power amplifiers (VSA 2050: 20 | VSA 1250: 12 | VSA 850: 8)
- 94 dB Max SPL
- 3"1/2 full-range speakers (VSA 2050: 20 | VSA 1250: 12 | VSA 850: 8)
- 48 kHz 32 bit processing
- Horiz. Dispersion 130°
- Vertical Dispersion controlled up to 10° till 300 Hz
- Power Supply 115/230Vac (600VA); 24Vdc
- Extruded aluminium body
- Ceramic block terminals and thermal fuse on 0dB balanced priority input
- Standard installation accessories included
- Easy and fast configuration
- Indicators and control for EN 60849 monitoring facility
- Custom RAL colors available

## RELATED ACCESSORIES

### AC VSA S-BR



AC VSA S-BR (133.60.163)  
Pair of horizontal brackets for mounting one VSA on the wall with an inclination up to 60°.







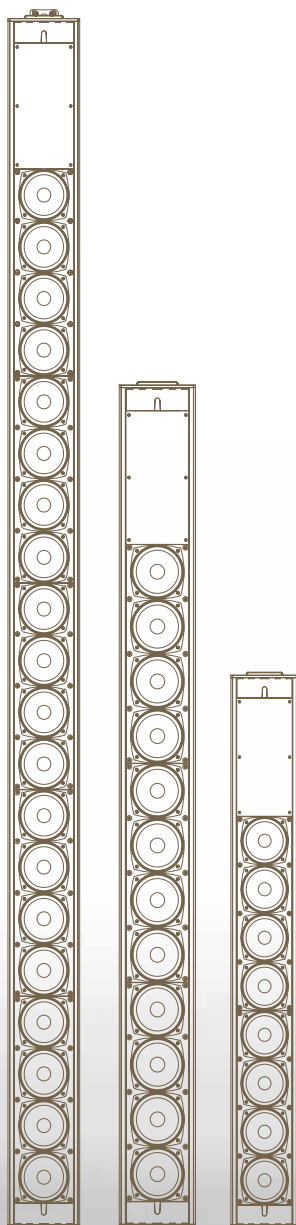
<b>ACOUSTICAL SPECS.</b>	<b>VSA 2050</b>	<b>VSA 1250</b>	<b>VSA 850</b>
FREQ. RESPONSE (-10 dB)	100 Hz - 18 kHz	120 Hz - 18 kHz	130 Hz - 18 kHz
MAX SPL (A-weighted at 30 m)	96 dB	94 dB	93 dB
COVERAGE ANGLE (-6 dB)	130° horiz. x 10°/30° vert.		
VERTICAL STEERING ANGLE	selectable from 0° to -40°		
TRANSDUCERS	20 x 3.5" full range	12 x 3.5" full range	8 x 3.5" full range
AMPLIFIERS	20 x class D 50 W	12 x class D 50 W	8 x class D 50 W
PROTECTIONS	short circuit, thermal		
AC POWER SUPPLY	500 Watt switching type		
DC POWER SUPPLY	24 Vdc Back-up		
CONNECTORS	ceramic terminal block		

### TECHNICAL SPECIFICATIONS

PROCESSOR	Texas TMS320C6726 32 bit floating point dsp Xilinx Spartan3A FPGA, BurrBrown A/D PCM 4202 24 bit, 48 KHz 118 dB S/N ratio
PROCESSION OPERATIONS	PEQs Channels, compression, beam-forming, speaker limiter and protection
INPUT SENSITIVITY	0 dBu, digitally controlled
INPUT CONNECTORS	Balanced screw terminal, Balanced screw terminal ceramic block
INPUT CONTROL	Remote control dedicated IR input; Priority input command; Status remote monitoring; Stand by remote command
LEDs	Active, Communication, Status, Emergency

### PHYSICAL

DIMENSIONS	VSA 2050: 4.9" x 81.5" x 3.8"   125 x 2070 x 97 mm VSA 1250: 4.9" x 52.7" x 3.8"   125 x 1340 x 97 mm VSA 850: 4.9" x 38.5" x 3.8"   125 x 980 x 97 mm
WEIGHT	VSA 2050: 41.8 lbs - 19 Kg VSA 1250: 30.8 lbs - 14 Kg VSA 850: 22 lbs - 10 Kg
COLOR	Customizable
CABINET	Powder coated aluminium extrusion
HARDWARE	2 x speaker wall mounting flange



1) Measured on axis in the far field with 1 watt (2.83V RMS, 8 Ohm) input and referenced to 1 meter distance using the inverse square law. Listed sound pressure represents an average from 300 Hz to 3 kHz.  
2) Using 20 Hz to 20 kHz, Pink Noise Spectrum, 2 hours, + 6 dB crest factor, with RMS voltage calculated on speaker minimum impedance.  
3) Recommended Amplifier is a power capability value that should be taken as a guide.

# COMPACT SERIES

The C Series represents a no compromise Compact design and construction, offering a very natural sound in recorded music and live situations. The compression drivers used in the Compact Series designs are the very latest in neodymium magnetic circuit technology, while the low frequency devices can withstand peak power of up to 6 times the nominal power. All Compact Series cabinets are in Baltic birch, heavy duty painted. Free from spurious vibrations, they offer a steel reinforced construction with several mounting points, at the highest levels in the professional market.



# HL SERIES

HL SYSTEM is a horn loaded two-way full range array system designed for mid distance and long throw applications. Equipped with the latest generation of RCF precision transducers, this compact system provides very high output and accurate voice and sound reproduction. It is ideally used in point source configuration for mid distance applications or can be clustered with narrower angles for long throw applications.



# H SERIES

The RCFACUSTICA H Series is designed to provide high sensitivity, high output and directivity as required for larger scale installations. Horn-loaded Series Systems can be easily converted from vertical installation mode to space saving horizontal placement. RCF Precision Transducers and latest horn technology equip these speakers.

The RCFACUSTICA H Series cabinets are constructed from the highest quality Baltic Birch Plywood and finished in an extremely resistant epoxy paint finish. The cabinets are a 'multi-trapezoid' which assists double coupling array configurations. Extensive fly-ware positions are provided for ease of installation.



# MEDIA SERIES

The RCF Media Series presents a 360° approach to the Sound System Design. With the addition of new Media small sized models the RCF Installed Sound Catalogue offers a complete portfolio, a complete package, to the Audio System Engineer and with this RCF becomes a single source, trusted partner, from the smallest to the most complex audio project. The new Media Series features 5 models, from the smallest 5" to the largest 2 x 6", and is the ideal solution for small to medium sized projects, for distributed systems, perfect complement to the RCF Compact or H Series Models.



# L SERIES

The RCFACUSTICA L Series offer controlled vertical dispersion and wide horizontal coverage. It is ideal for applications like auditoriums, houses of worship, audio-visual systems, where the environmental acoustical requirements recommend to operate with a sound column array.

L Series perform high quality and intelligibility voice and music reproduction, once combined with a subwoofer is able to provide extended music performance.



# P SERIES

The RCFACUSTICA P Series are highly efficient two-way designs offering excellent music and speech intelligibility in compact lightweight weatherProof design cabinets constructed from a heavy duty 'Roto-moulded' plastic resin UV stabilised material. P Series Speaker Systems offer environmental protection up to the highest IP standard rating. The design aesthetics of the P Series will allow outdoor applications as well as indoor installations in tough environments. For all models, the front grille construction and included bracket are made of Aluminium and Stainless Steel.



# SUBWOOFER SERIES

The RCFACUSTICA S Series is a highly advanced line up of compact Subwoofers, offering dedicated models in various configurations (bass reflex, bandpass and horn loaded), specially designed for permanent installation applications.


No matter if the installation require a subtle dynamic sound for A/V applications or an air moving club sub bass system, S Series is the solution.



# HL SYSTEM

## HORN LOADED ARRAY SYSTEM

The HL 2260 (2240, 2290) is a horn loaded two-way full range array system that incorporates a 2 x 12" woofer and a 2.0" exit 4.0" voice coil titanium compression driver for mid distance and long throw applications. The system is very compact and provides very high output and accurate voice and sound reproduction. The system is equipped with the latest generation of RCF precision transducers. The system has a vertical dispersion of 22.5° and is ideally used in point source configuration for mid distance applications or can be clustered with narrower angles for long throw applications. The loudspeaker enclosure shape is trapezoidal and offers a 22.5° coupling angle each side. Connections to the amplifier are made through a watertight Amphenol multi-pole connector. The grille is in custom perforated steel, epoxy coated, with open-cell fibres and water repellent woven fabric backing. The cabinet is constructed of multi-ply Baltic birch marine plywood and finished in a very resistant, textured, polyurea black paint.

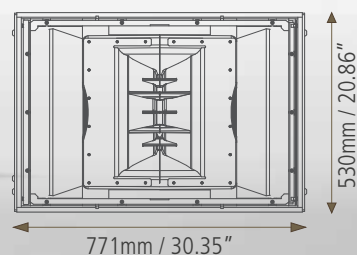
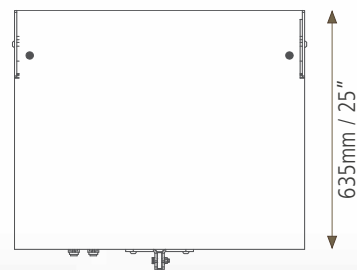


HL 2260 p/n 130.00.407

HL 2240 p/n 130.00.404

HL 2290 p/n 130.00.405

- Horn Loaded two-way Array System
- Fully Horn-loaded, 60° x 22.5° (40° x 22.5°, 90° x 22.5°) directivity
- 2 x 12" RCF Precision woofers with 3.5" voice coil
- RCF Precision 4.0" voice coil compression driver, titanium dome
- Horn loading on RCF waveguide
- 141 dB Max SPL
- System Power rating 1500 Watt RMS (1350 Watt LF, 150 Watt HF)
- Safe and solid variable array mechanics
- Baltic Birch Plywood enclosure with internal structural metal bracings



# HL 2260

HORN LOADED TWO-WAY ARRAY  
22.5° x 60°

# HL 2240

HORN LOADED TWO-WAY ARRAY  
22.5° x 40°

# HL 2290

HORN LOADED TWO-WAY ARRAY  
22.5° x 90°

# HS 2200

ARRAY SUBWOOFER

HS 2200 p/n 130.00.406

## ARRAY FITTINGS

The HL SYSTEM is equipped with standard array fittings and IP 55 weather protection.



ACOUSTICAL SPECS.	HL 2260	HL 2240	HL 2290	HS 2200
FREQ. RANGE (-10 dB):	60 Hz - 20 kHz			30 Hz - 200 Hz
FREQ. RANGE (-3 dB):	80 Hz - 20 kHz			35 Hz - 200 Hz
HORIZ. COVERAGE ANGLE (-6 dB):	60°	40°	90°	-
VERTICAL COVERAGE ANGLE (-6 dB):	22.5°	22.5°	22.5°	-
DIRECTIVITY FACTOR; Q:	14	16	13	-
SYSTEM SENSITIVITY:	LF 104 dB, HF 113 1W @ 1m <sup>(1)</sup>			100 dB 1W @ 1m <sup>(1)</sup>
RATED MAXIMUM SPL:	141 dB, @ 1m			136 dB, @1m
SYSTEM NOMINAL IMPEDANCE:	8 Ohm			8 Ohm
SYSTEM INPUT POWER RATING RMS:	LF 1350W, HF 150W			LF 900 W
SYSTEM INPUT POWER RATING PEAK:	LF 5400W, HF 600W			LF 3600 W
RECOMMENDED AMPLIFIER:	LF 2700W, HF 300W			LF 1800 W
HF PROTECTION:	-			-
CROSSOVER:	Recommended 600 Hz			-

## TRANSDUCERS

LOW FREQUENCY:	2 x 12" woofer, 3.5" v.c.	18" woofer 4.0" v.c.
NOMINAL IMPEDANCE:	8 Ohm	8 Ohm
INPUT POWER RATING:	1350 W AES	900 W AES
SENSITIVITY:	104 dB, 1W @ 1m	100 dB, 1W @ 1m
HIGH FREQUENCY:	1.5" throat, 4" v.c.	-
NOMINAL IMPEDANCE:	8 Ohm	-
INPUT POWER RATING:	150 W AES	-
SENSITIVITY:	113 dB, 1W @ 1m	-

## PHYSICAL

ENCLOSURE:	Trapezoidal, 15 mm birch plywood construction			
RIGGING INSERTS:	Side and rear array rigging point			
COLOR:	Polyurea Black, weather and scratch resistant paint			
GRILLE:	Custom perforated steel grille			
INPUT CONNECTORS:	Amphenol eco/mat IP 67			
DIMENSIONS (H x W x D):	20.87" x 30.35" x 25.00" 530 x 771 x 635 mm			
WEIGHT:	60 Kg	62 Kg	62 Kg	60 Kg

1) Measured on axis in the far field with 1 watt (2.83V RMS, 8 Ohm) input and referenced to 1 meter distance using the inverse square law. Listed sound pressure represents an average from 300 Hz to 3 kHz.

2) Using 20 Hz to 20 kHz, Pink Noise Spectrum, 2 hours, + 6 dB crest factor, with RMS voltage calculated on speaker minimum impedance.

3) Recommended Amplifier is a power capability value that should be taken as a guide.

# H1315

THREE WAY HORN LOADED SPEAKER SYSTEM

# H1315 WP

THREE WAY INDOOR/OUTDOOR HORN LOADED SPEAKER SYSTEM

The RCFACUSTICA H1315 and H 1315WP are three-way full range loudspeaker systems that incorporate a 15" LF transducer, a 10" cone MF transducer and a 1.4" exit titanium compression driver. The difference between the two models is just relevant to the cabinet and components finishing, treatment and other details so to install the WP version in environments with high humidity or even outdoor. The speaker system is very compact and provides very high output and accurate voice and sound reproduction.

- Permanent Installations
- Sound Reinforcement in medium to large spaces
- AV Presentations
- Flown Clusters
- Club Systems
- Main PA in mid to large-size systems

H 1315 p.n. 130.00.084

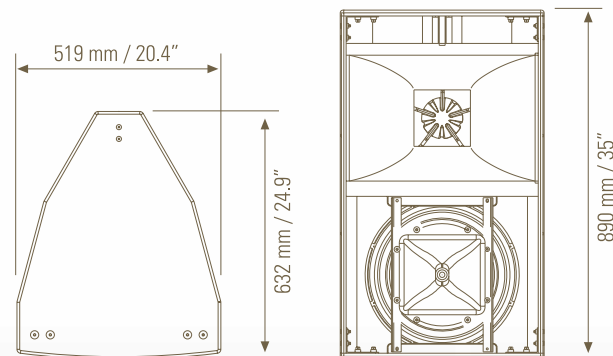
H 1315 WP p.n. 130.00.266



- Compact Arrayable 3-way System
- Fully Horn-loaded LF/MF/HF (60° x 40° directivity)
- Fully equipped with Neodymium Transducers
- Bi-amp system (passive crossover MF/HF included)
- Active Mosfet Compression Driver Protection
- Rotable HF Horn
- Recessed handles

The LF driver, equipped with a 4" voice coil and a state of the art neodymium motor, is mounted in a vented enclosure with optimised front loading. The MF cone driver is a unique RCF sealed basket design and is loaded into a exponential, Baltic birch 60° x 40° midrange horn. The 3" coil MF driver is acoustically equalized thanks to a unique RCF complex phase-plug design. The HF titanium compression driver is loaded on a constant directivity rotatable horn with a coverage of 60° x 40°.

The internal crossover network between midrange and compression driver offers a unique Compression Driver Protection thanks to a an Active MOSFET Circuit. The system is driven in bi-amped mode, is able of producing a Max SPL higher than 136 dB and handles 900 Watts AES (LF) + 400 Watt AES (MF/HF). The loudspeaker enclosure shape is multi-trapezoidal and allow a double coupling angle each side. The cabinet of the H 1315 is constructed of multi-ply Baltic birch plywood and finished in a very resistant, textured, polyurethane black paint. The H1315 WP cabinet is treated inside-outside with polyurea black paint.



The cabinet includes 2 recessed handles for transportation and positioning and a total of six double M10 fixing point for flown applications and extensive internal metal bracing. The front steel grille is epoxy powder coated for H 1315 version and equipped with two layers of weather-resistant open-cell fibres and water repellent woven fabric backing for WP version. The transducer cones as well carry a special additional treatment to resist against critical environmental conditions. While standard version uses a SPEAKON connector, the H 1315 WP is equipped with an IP 67 removable Amphenol terminal.

CSI PRODUCT SPECIFICATIONS FOR DESIGNERS, SPECIFIERS, AND CONSULTANTS (ALSO KNOWN AS "A&E SPECIFICATIONS")

The following are "Part 2 Products" CSI-type specifications. It is assumed that "Part 1 General – Administrative and Procedures" and "Part 3 Execution – Installation and Maintenance" are part of an overall audio system or project specification.

PART 2 PRODUCTS

2.01 Approved Manufacturer/Product

A. RCF, Via Raffaello 13, 42124, Reggio Emilia, Italy. B. Model number: H1315 - H1315 WP

2.02 Design

Configuration: Compact 3 way horn loaded speaker. LF Sub-section 15" mid-bass, 4" voice coil. MF Sub-section 10" midrange, 3" voice coil. HF Sub-section 1.4" neodymium, 3" aluminium voice coil.

2.03 Acoustical Properties

Nominal dispersion angle: Horizontal: 60° - Vertical: 40°. Axial frequency range: 50 Hz - 20 kHz  
Axial sensitivity: 100 dB LF, 108 dB MF/HF, 1W @ 1m. Power handling: Applicable power 900 W RMS LF, 400 Watt RMS MF/HF. Musical power 1800 W LF, 800 Watt MF/HF. Peak power 3600 W LF, 1600 Watt MF/HF. Nominal impedance: 8 Ohm LF, 8 Ohm MF/HF.

2.04 Physical Properties

Enclosure: Double trapezoidal, 15 mm birch plywood construction. Rigging inserts: 12 x M10 inserts (4 top, 4 rear and 4 bottom). Color: Black, scratch resistant paint (H1315 WP inside-outside polyurea black paint). Grille: Custom perforated steel grille with open-cell poly fibre backing (H1315 WP epoxy powder coated, weather-resistant open-cell fibres and water repellent woven fabric backing). Input Connectors: 2 X Speakon® NL4 (H1315 WP Amphenol ecomat IP67). Dimensions (H x W x D): 890 x 520 x 632 mm.

**ACOUSTICAL SPECIFICATIONS**

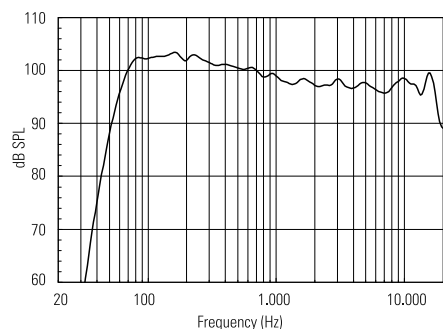
FREQ. RANGE (-10 dB)	50 Hz - 20 kHz
FREQ. RANGE (-3 dB)	65 Hz - 20 kHz
HORIZ. COVERAGE ANGLE (-6 dB)	60°
VERTICAL COVERAGE ANGLE (-6 dB)	40°
DIRECTIVITY FACTOR; Q	12
SYSTEM SENSITIVITY	LF 100 dB, HF/MF 108 dB 1W @ 1m <sup>(1)</sup>
RATED MAXIMUM SPL	136 dB, @ 1m
SYSTEM NOMINAL IMPEDANCE	8 Ohm
SYSTEM INPUT POWER RATING RMS	LF 900 W, HF/MF 400W <sup>(2)</sup>
SYSTEM INPUT POWER RATING PEAK	LF 3600 W, HF/MF 1600W <sup>(2)</sup>
RECOMMENDED AMPLIFIER	LF 1800 W, HF/MF 800W <sup>(2)</sup>
HF PROTECTION	Active Mosfet compression driver
CROSSOVER	Recommended 300 kHz, internal MF/HF 1300 Hz

**TRANSDUCERS**

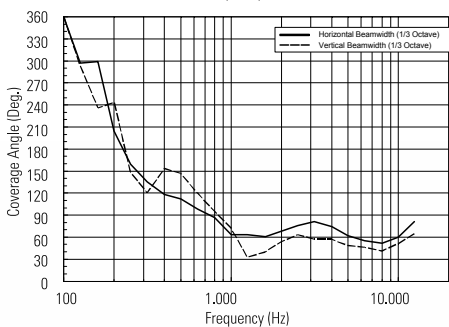
LOW FREQUENCY	neo 15" (381 mm) woofer 4" (100 mm) coil
NOMINAL IMPEDANCE	8 Ohm
INPUT POWER RATING	900 W AES
SENSITIVITY	100 dB, 1W @ 1m
MID FREQUENCY	neo 10" (254 mm) midrange 3" (76 mm) coil
NOMINAL IMPEDANCE	8 Ohm
INPUT POWER RATING	300 W AES
SENSITIVITY	109 dB, 1W @ 1m
HIGH FREQUENCY	neo 1,4" (35,5mm) throat, 3" (75mm) coil
NOMINAL IMPEDANCE	8 Ohm
INPUT POWER RATING	110 W AES
SENSITIVITY	109 dB, 1W @ 1m

**PHYSICAL**

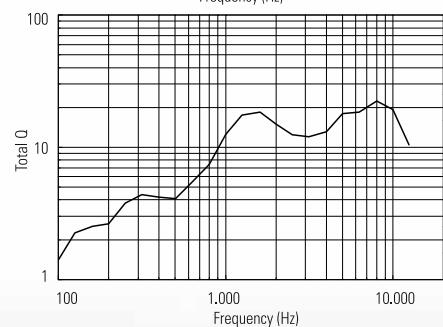
ENCLOSURE:	Double Trapezoidal, 15 mm birch plywood construction
RIGGING INSERTS:	12 x M10, rigging point
COLOR:	Black, scratch resistant paint (H1315WP inside-outside polyurea black paint)
GRILLE:	Custom perforated steel grille (H1315 WP epoxy powder coated, weather-resistant open-cell fibres and water repellent woven fabric backing)
INPUT CONNECTORS:	Speakon® NL4 (H1315 WP Amphenol ecomat IP67)
DIMENSIONS (H x W x D):	35.03" x 20.47" x 24.88" 890 x 520 x 632 mm
WEIGHT:	78.26 lb - 35.5 Kg



RESPONSE WITH DX4800 PROCESSOR



BEAMWIDTH vs. FREQUENCY

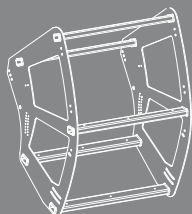


DIRECTIVITY INDEX AND Q

**RELATED ACCESSORIES**

**AC CLST-H1315**

AC CLST-H1315 (133.60.202)  
Cluster Flybar for two x H1315



1) Measured on axis in the far field with 1 watt (2.83V RMS, 8 Ohm) input and referenced to 1 meter distance using the inverse square law. Listed sound pressure represents an average from 300 Hz to 3 kHz.  
2) Using 20 Hz to 20 kHz, Pink Noise Spectrum, 2 hours, + 6 dB crest factor, with RMS voltage calculated on speaker minimum impedance.  
3) Recommended Amplifier is a power capability value that should be taken as a guide.

# C3108-96

TWO WAY PASSIVE SPEAKER

# C3108-126

TWO WAY PASSIVE SPEAKER

C3108s are full range extremely versatile wide-dispersion, low-profile, two-way loudspeaker system offering substantial power and efficiency for a variety of professional applications including permanent installations, main reinforcement in small spaces, plus portable systems and supplementary fill for larger systems. Their compact size makes them ideal for low visibility side wall or under balcony mounting.

- Permanent Installations
- Main Reinforcement in small spaces
- Portable Systems AV Presentations
- Zone Delay and Fill Systems
- Under Balcony Applications

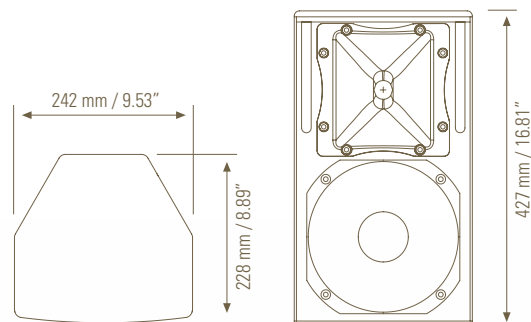


C3108-96 p.n. 130.00.281

C3108-126 p.n. 130.00.282

- CMD (Constant Matching Design) constant directivity horn
- 1" compression driver with 1.5" diaphragm assembly
- 8" woofer with 2" voice coil
- Rotatable Horn System for horizontal cabinet mounting applications
- HF driver AMCDP (Active Mosfet Compression Driver Protection)
- LICC (Low Impedance Compensated Crossover) network
- 8 Suspension points
- Omnimount™ 75 Plate fixing positions on rear of cabinet
- 35 mm standard internal pole mount

The high-frequency section is a constant directivity CMD horn designed mathematically for Constant Matching Design in relation to the woofer system, loaded to a 1" RCF Precision Neodymium compression driver with a 1.50" diaphragm assembly for smooth, wide dispersion. The low-frequency transducer is an 8" RCF Precision woofer with a 2" voice coil.



## RELATED ACCESSORIES



### AC NC PIPE CLAMP p.n. 133.60.217

Pipe clamp for suspended installations



### AC NC-FB1 p.n. 133.60.200

Adapter for suspended installations



### AC NC08 H-BR p.n. 133.60.190

Bracket for horizontal mounting



### AC NC08 V-BR p.n. 133.60.195

Bracket for vertical mounting



### AC WM-C p.n. 133.60.199

Wall mount swivel bracket



CSI PRODUCT SPECIFICATIONS FOR DESIGNERS, SPECIFIERS, AND CONSULTANTS (ALSO KNOWN AS "A&E SPECIFICATIONS")

The following are "Part 2 Products" CSI-type specifications. It is assumed that "Part 1 General – Administrative and Procedures" and "Part 3 Execution – Installation and Maintenance" are part of an overall audio system or project specification.

**PART 2 PRODUCTS**

**2.01 Approved Manufacturer/Product**

A. RCF, Via Raffaello 13, 42124, Reggio Emilia, Italy.- B. Model number: C3108 Model number: C3108-96 | C3108-126.

**2.02 Design**

Configuration Compact 2 way speaker - LF Sub-section 8", 2" voice coil - HF Sub-section 1", 1.5" aluminium voice coil.

**2.03 Acoustical Properties**

Nominal dispersion angle: Horiz. x Vert.: 90° x 60° (C3108-96) | 120° x 60° (C3108-126) - Axial frequency range: 70 Hz-20 kHz - Axial sensitivity: 95 dB (C3108-96), 94,5 dB (C3108-126) - Applicable power 300 W RMS - Musical power 600 W Peak power 1200 W - Nominal impedance: 8 Ohm.

**2.04 Physical Properties**

Cabinet: 12 mm birch plywood construction - Rigging inserts: 6 x M8 (rear), 2 X M10 (side) - Color: Black - Grille: custom perforated steel grille, epoxy powder coated, covered with polyurethane perforated cloth - Input Connectors: Speakon® NL4 - Dimensions (H x W x D): 16.81" x 9.52" x 10.35" - 427 x 242 x 263 mm Weight: 29.9 lb - 12.2 Kg.

**ACOUSTICAL SPECS.**

**C3108-96 C3108-126**

FREQ. RANGE (-10 dB)	70 Hz - 20 kHz	
HORIZ. COVERAGE ANGLE (-6 dB)	90°	120°
VERTICAL COVERAGE ANGLE (-6 dB)	60°	
DIRECTIVITY FACTOR; Q	11	9
SYSTEM SENSITIVITY	95 dB	94,5 dB
RATED MAXIMUM SPL	126 dB	125,5 dB
SYSTEM NOMINAL IMPEDANCE	8 Ohm	
SYSTEM INPUT POWER RATING RMS	300W <sup>(2)</sup>	
SYSTEM INPUT POWER RATING PEAK	1200W <sup>(2)</sup>	
RECOMMENDED AMPLIFIER	600W <sup>(2)</sup>	
HF PROTECTION	Dynamic	
CROSSOVER	2 kHz	

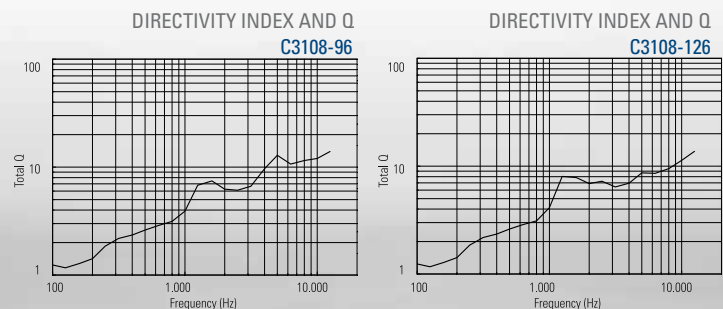
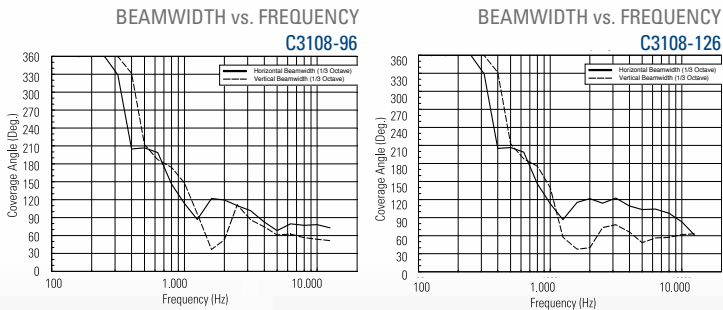
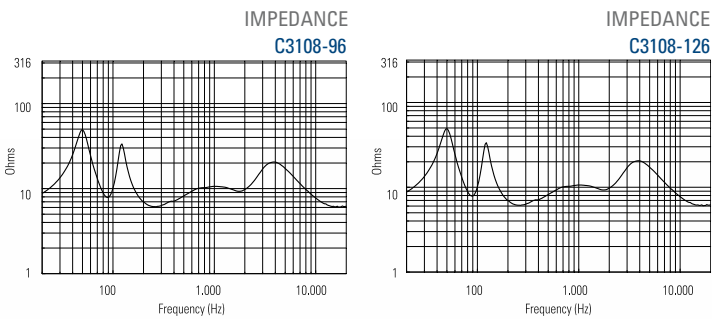
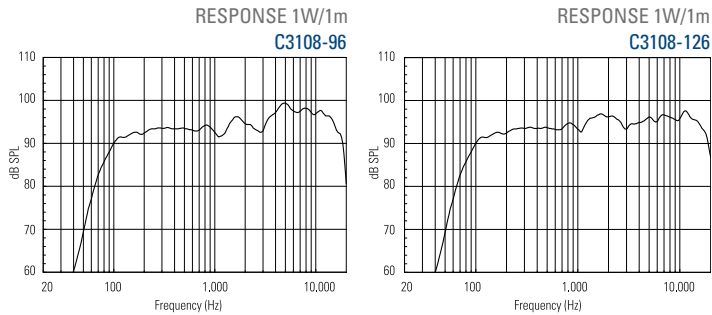
**TRANSDUCERS**

LOW FREQUENCY	8" (203 mm) woofer with 2" (50 mm) coil
NOMINAL IMPEDANCE	8 Ohm
INPUT POWER RATING	200 W AES ; 400 W Peak
SENSITIVITY	94 dB, 1W @ 1m

HIGH FREQUENCY	1" (25mm) throat, 1.5" (35,5mm) coil diaphragm assembly
NOMINAL IMPEDANCE	8 Ohm
INPUT POWER RATING	25 W AES ; 50 W Peak
SENSITIVITY	106 dB, 1W @ 1m

**PHYSICAL**

ENCLOSURE:	12 mm birch plywood construction
RIGGING INSERTS:	6 x M8 (rear), 2 x M10 (side)
COLOR:	Black
GRILLE:	Custom perforated steel grille, epoxy powder coated, covered with polyurethane perforated cloth
INPUT CONNECTORS:	Speakon® NL4
DIMENSIONS (H x W x D):	16.81" x 9.52" x 10.35" 427 x 242 x 263 mm
WEIGHT:	29,9 lbs - 12,2 Kg



1) Measured on axis in the far field with 1 watt (2.83V RMS, 8 Ohm) input and referenced to 1 meter distance using the inverse square law. Listed sound pressure represents an average from 300 Hz to 3 kHz.  
2) Using 20 Hz to 20 kHz, Pink Noise Spectrum, 2 hours, + 6 dB crest factor, with RMS voltage calculated on speaker minimum impedance.  
3) Recommended Amplifier is a power capability value that should be taken as a guide.

# C3110-96

TWO WAY PASSIVE SPEAKER

# C3110-126

TWO WAY PASSIVE SPEAKER

C3110s are full range extremely versatile wide-dispersion, low profile, two-way loudspeaker systems for near field applications. Their compact size makes them ideal for low visibility side wall mounting. The high-frequency section is a constant directivity horn loaded to a 1" compression driver with a 1.5" diaphragm assembly for smooth, wide dispersion. The low-frequency transducer is a 10" woofer with a 2" voice coil.

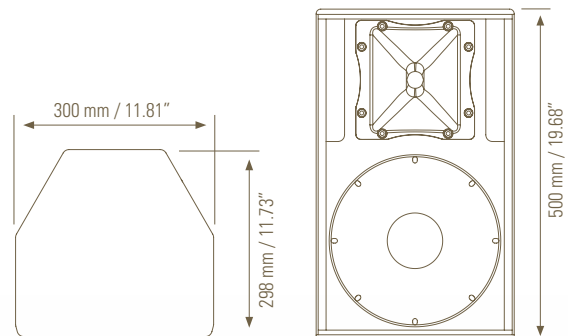
- Permanent Installations
- Main Reinforcement in small spaces
- Portable Systems AV Presentations
- Zone Delay and Fill Systems
- Under Balcony Applications



C3110-96 p.n. 130.00.283

C3110-126 p.n. 130.00.284

- CMD (Constant Matching Design) constant directivity horn
- 1" compression driver with 1.5" diaphragm assembly
- 10" woofer with 2" voice coil
- Rotatable Horn System for horizontal cabinet mounting applications
- HF driver AMCDP (Active Mosfet Compression Driver Protection)
- LICC (Low Impedance Compensated Crossover) network
- 10 Suspension points
- 1 top pole mount, 1 bottom pole mount



## RELATED ACCESSORIES



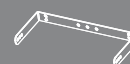
**AC NC PIPE CLAMP** p.n. 133.60.217

Pipe clamp for suspended installations



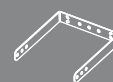
**AC NC-FB1** p.n. 133.60.200

Adapter for suspended installations



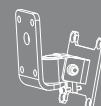
**AC NC10 H-BR** p.n. 133.60.191

Bracket for horizontal mounting



**AC NC10 V-BR** p.n. 133.60.196

Bracket for vertical mounting



**AC WM-C** p.n. 133.60.199

Wall mount swivel bracket

CSI PRODUCT SPECIFICATIONS FOR DESIGNERS, SPECIFIERS, AND CONSULTANTS (ALSO KNOWN AS "A&E SPECIFICATIONS")

The following are "Part 2 Products" CSI-type specifications. It is assumed that "Part 1 General – Administrative and Procedures" and "Part 3 Execution – Installation and Maintenance" are part of an overall audio system or project specification.

**PART 2 PRODUCTS**

**2.01 Approved Manufacturer/Product**

A. RCF, Via Raffaello 13, 42124, Reggio Emilia, Italy.- B. Model number: C3108 Model number: C3110-96 | C3110-126.

**2.02 Design**

2 way pasive speaker - LF Sub-section 10" woofer, 2" voice coil - HF Sub-section 1", 1,5" aluminium voice coil.

**2.03 Acoustical Proprieties**

Nominal dispersion angle: Horiz. x Vert.: 90° x 60° (C3110-96) | 120° x 60° (C3110-126) - Axial frequency range: 67 Hz-20 kHz - Axial sensitivity: 97 dB (C3110-96), 96,5 dB (C3110-126) - Applicable power 300 W RMS - Musical power 600 W Peak power 1200 W - Nominal impedance: 8 Ohm.

**2.04 Physical Properties**

Cabinet: 15 mm birch plywood construction - Rigging inserts: 8 x M8 (rear), 2 X M10 (side) - Color: Black - Grille: custom perforated steel grille, epoxy powder coated, covered with polyurethane perforated cloth - Input Connectors: Speakon® NL4 - Dimensions (H x W x D): 19.68" x 11.81" x 11.73" - 500 x 300 x 298 mm - Weight: 34,83 lb - 15,8 Kg.

**ACOUSTICAL SPECS.**

**C3110-96 C3110-126**

FREQ. RANGE (-10 dB)	67 Hz - 20 kHz	
HORIZ. COVERAGE ANGLE (-6 dB)	90°	120°
VERTICAL COVERAGE ANGLE (-6 dB)	60°	
DIRECTIVITY FACTOR; Q	11	9
SYSTEM SENSITIVITY	97 dB	96,5 dB
RATED MAXIMUM SPL	128 dB	127,5 dB
SYSTEM NOMINAL IMPEDANCE	8 Ohm	
SYSTEM INPUT POWER RATING RMS	300W <sup>(2)</sup>	
SYSTEM INPUT POWER RATING PEAK	1200W <sup>(2)</sup>	
RECOMMENDED AMPLIFIER	600W <sup>(2)</sup>	
HF PROTECTION	Dynamic	
CROSSOVER	2,2 kHz	

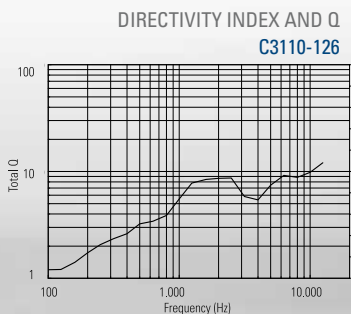
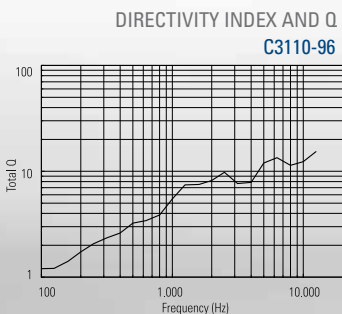
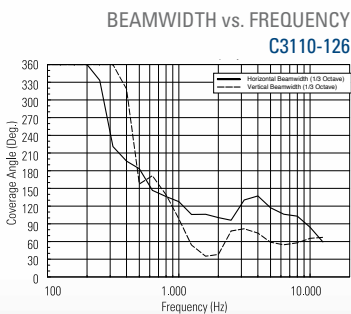
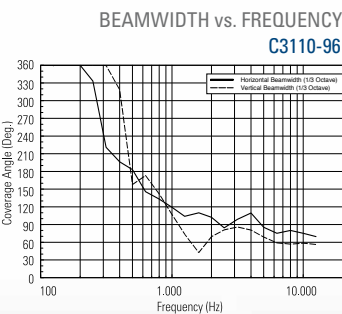
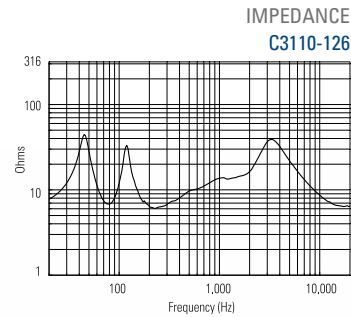
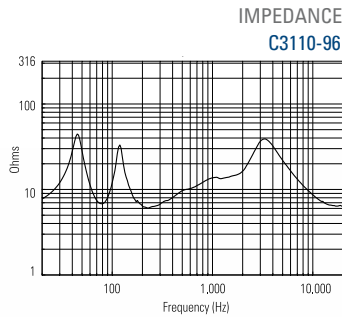
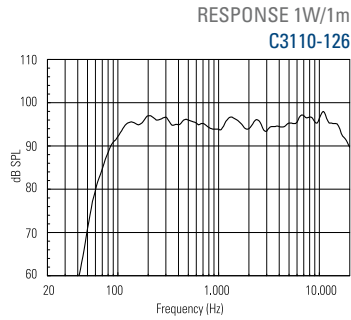
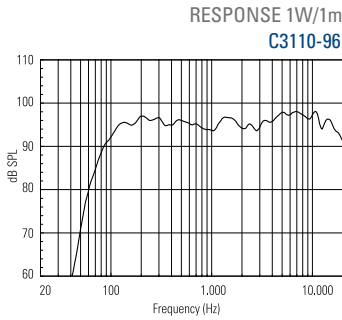
**TRANSDUCERS**

LOW FREQUENCY	10" (254 mm) woofer with 2" (50 mm) coil
NOMINAL IMPEDANCE	8 Ohm
INPUT POWER RATING	250 W AES ; 500 W Peak
SENSITIVITY	96 dB, 1W @ 1m

HIGH FREQUENCY	1"(25mm) throat, 1.5" (35,5mm) coil diaphragm assembly
NOMINAL IMPEDANCE	8 Ohm
INPUT POWER RATING	25 W AES ; 50 W Peak
SENSITIVITY	106 dB, 1W @ 1m

**PHYSICAL**

ENCLOSURE:	15 mm birch plywood construction
RIGGING INSERTS:	8 x M8 (rear), 2 x M10 (side)
COLOR:	Black
GRILLE:	Custom perforated steel grille, epoxy powder coated, covered with polyurethane perforated cloth
INPUT CONNECTORS:	Speakon® NL4
DIMENSIONS (H x W x D):	19.68" x 11.81" x 11.73" / 500 x 300 x 298 mm
WEIGHT:	34,83 lbs - 15,8 Kg



1) Measured on axis in the far field with 1 watt (2.83V RMS, 8 Ohm) input and referenced to 1 meter distance using the inverse square law. Listed sound pressure represents an average from 300 Hz to 3 kHz.  
 2) Using 20 Hz to 20 kHz, Pink Noise Spectrum, 2 hours, + 6 dB crest factor, with RMS voltage calculated on speaker minimum impedance.  
 3) Recommended Amplifier is a power capability value that should be taken as a guide.

# C5212-94

TWO WAY PASSIVE SPEAKER

# C5212-96

TWO WAY PASSIVE SPEAKER

# C5212-99

TWO WAY PASSIVE SPEAKER

- Permanent Installations
- Main Reinforcement in small spaces
- High-Level AV Playback

# C5212-64

TWO WAY PASSIVE SPEAKER

# C5212-66

TWO WAY PASSIVE SPEAKER

- Cluster configurations
- Live Music Reinforcement



C5212-94 p.n. 130.00.304

C5212-96 p.n. 130.00.306

C5212-99 p.n. 130.00.308

C5212-64 p.n. 130.00.305

C5212-66 p.n. 130.00.307

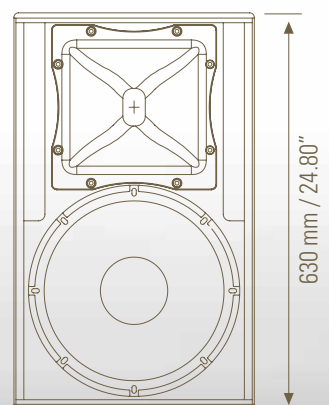
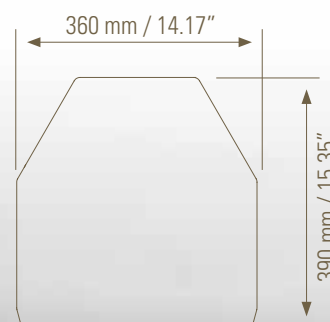
- CMD (Constant Matching Design) constant directivity horn
- 2" compression driver with 2.5" diaphragm assembly
- 12" woofer with 3" voice coil
- Rotatable Horn System for horizontal cabinet mounting applications
- HF driver AMCDP (Active Mosfet Compression Driver Protection)
- LICC (Low Impedance Compensated Crossover) network
- 10 Suspension points
- 1 top pole mount, 1 bottom pole mount

The C5212 ARE full range extremely narrow dispersion two-way loudspeaker systems for medium throw applications.

The high-frequency section is a constant directivity horn loaded to a 2" compression driver with a 2.5" diaphragm assembly for smooth, wide dispersion.

The horn design (which, depending on the models, can be 90° x 40°, 90° x 60°, 90° x 90°, 60° x 40°, 60° x 60°) offers higher sensitivity for longer distance applications. The low-frequency transducer is a 12" woofer with a 3" voice coil.

The crossover is easily bypassed for bi-amp via a recessed changeover switch.



<b>ACOUSTICAL SPECS.</b>	<b>C5212-94</b>	<b>C5212-96</b>	<b>C5212-99</b>	<b>C5212-64</b>	<b>C5212-66</b>
FREQ. RANGE (-10 dB)	54 Hz-20 kHz	54 Hz-20 kHz	54 Hz-20 kHz	54 Hz-20 kHz	54 Hz-20 kHz
HORIZ. COVERAGE ANGLE (-6 dB)	90°	90°	90°	60°	60°
VERTICAL COVERAGE ANGLE (-6 dB)	40°	60°	90°	40°	60°
DIRECTIVITY FACTOR; Q	13	13	13	16	16
SYSTEM SENSITIVITY	99 dB	99 dB	99 dB	100 dB	100 dB
RATED MAXIMUM SPL	132 dB	132 dB	132 dB	133 dB	133 dB
SYSTEM NOMINAL IMPEDANCE	8 Ohm	8 Ohm	8 Ohm	8 Ohm	8 Ohm
SYSTEM INPUT POWER RATING RMS	500W <sup>(2)</sup>	500W <sup>(2)</sup>	500W <sup>(2)</sup>	500W <sup>(2)</sup>	500W <sup>(2)</sup>
SYSTEM INPUT POWER RATING PEAK	2000W <sup>(2)</sup>	2000W <sup>(2)</sup>	2000W <sup>(2)</sup>	2000W <sup>(2)</sup>	2000W <sup>(2)</sup>
RECOMMENDED AMPLIFIER	1000W <sup>(2)</sup>	1000W <sup>(2)</sup>	1000W <sup>(2)</sup>	1000W <sup>(2)</sup>	1000W <sup>(2)</sup>
HF PROTECTION	Dynamic	Dynamic	Dynamic	Dynamic	Dynamic
CROSSOVER	1,2 kHz	1,2 kHz	1,2 kHz	1,2 kHz	1,2 kHz

## TRANSDUCERS

LOW FREQUENCY	12" (304 mm) woofer 3" (76 mm) voice coil
NOMINAL IMPEDANCE	8 Ohm
INPUT POWER RATING	400 W AES ; 800 W Peak
SENSITIVITY	98 dB, 1W @ 1m

HIGH FREQUENCY	2" (50 mm) driver 2.5" (64 mm) voice coil
NOMINAL IMPEDANCE	8 Ohm
INPUT POWER RATING	100 W AES ; 200 W Peak
SENSITIVITY	111 dB, 1W @ 1m

## PHYSICAL

ENCLOSURE:	15 mm birch plywood construction
RIGGING INSERTS:	14 x M10
COLOR:	Black
GRILLE:	Custom perforated steel grille, epoxy powder coated, covered with polyurethane
INPUT CONNECTORS:	Speakon® NL4
DIMENSIONS (H x W x D):	24.8" x 14.17" x 15.35" 630 x 360 x 390 mm
WEIGHT:	63.93 lbs -29 Kg

*1) Measured on axis in the far field with 1 watt (2.83V RMS, 8 Ohm) input and referenced to 1 meter distance using the inverse square law. Listed sound pressure represents an average from 300 Hz to 3 kHz.*

*2) Using 20 Hz to 20 kHz, Pink Noise Spectrum, 2 hours, + 6 dB crest factor, with RMS voltage calculated on speaker minimum impedance.*

*3) Recommended Amplifier is a power capability value that should be taken as a guide.*

## RELATED ACCESSORIES



### AC NC-FB2 p.n. 133.60.201

Adapter for suspended installations



### AC NC12 H-BR p.n. 133.60.192

Bracket for horizontal mounting



### AC NC12 V-BR p.n. 133.60.197

Bracket for vertical mounting

CSI PRODUCT SPECIFICATIONS FOR DESIGNERS, SPECIFIERS, AND CONSULTANTS (ALSO KNOWN AS "A&E SPECIFICATIONS")

The following are "Part 2 Products" CSI-type specifications. It is assumed that "Part 1 General – Administrative and Procedures" and "Part 3 Execution – Installation and Maintenance" are part of an overall audio system or project specification.

#### PART 2 PRODUCTS

##### 2.01 Approved Manufacturer/Product

A. RCF, Via Raffaello 13, 42124 Mancasale, Reggio Emilia, Italy - B.

Model number: C5212-94 | C5212-96 | C5212-99 | C5212-64 | C5212-66.

##### 2.02 Design

2 way pasive speaker - LF Sub-section 12" woofer, 3" voice coil - HF Sub-section 2", 2.5" aluminium voice coil.

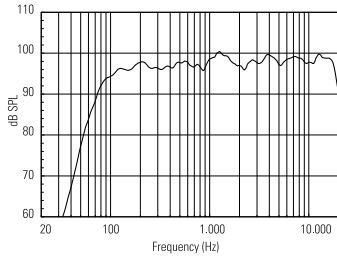
##### 2.03 Acoustical Proprieties

Nominal dispersion angle: Horiz. x Vert.: 90° x 40° (C5212-94) | 90° x 60° (C5212-96) | 90° x 90° (C5212-99) | 60° x 40° (C5212-64) | 60° x 60° (C5212-66) - Axial frequency range: 54 Hz - 20 kHz - Axial sensitivity 1W @ 1m: 99 dB (C5212-94, C5212-96, C5212-99), 100 dB (C5212-64, C5212-66). - Applicable power: 500 W RMS - Musical power 1000 W - Peak power 2000 W - Nominal impedance: 8 Ohm.

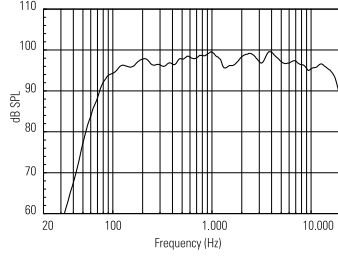
##### 2.03 Physical Proprieties

Cabinet: 15 mm birch plywood construction - Rigging inserts: 14 x M10 - Color: Black - Grille: custom perforated steel grille, epoxy powder coated, covered with polyurethane perforated cloth - Input Connectors: Speakon® NL4 - Dimensions (H x W x D): 24.8" x 14.17" x 15.35" - 630 x 360 x 390 mm - Peso: 63.93 lb - 29 Kg.

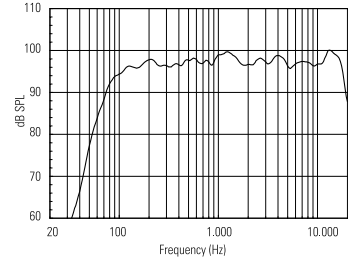
### RESPONSE 1W/1m



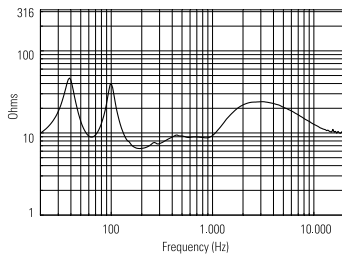
### RESPONSE 1W/1m



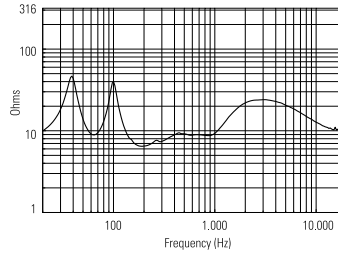
### RESPONSE 1W/1m



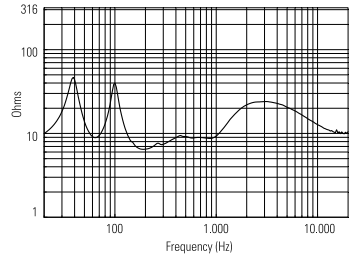
### IMPEDANCE



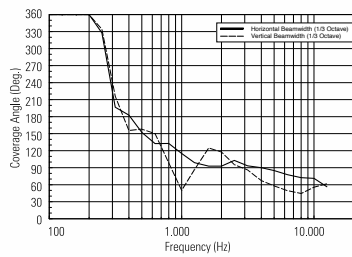
### IMPEDANCE



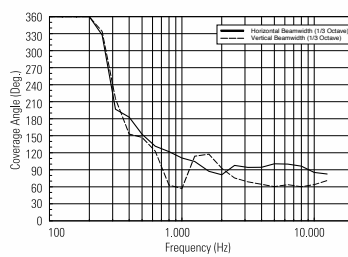
### IMPEDANCE



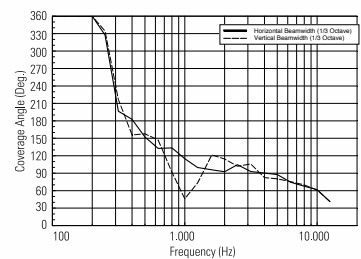
### BEAMWIDTH vs. FREQUENCY



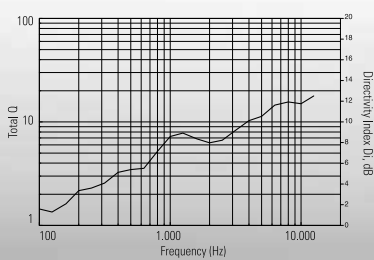
### BEAMWIDTH vs. FREQUENCY



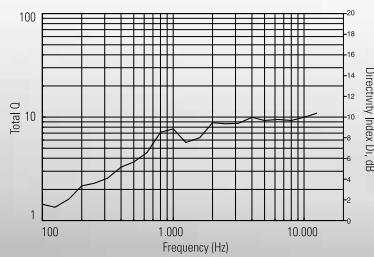
### BEAMWIDTH vs. FREQUENCY



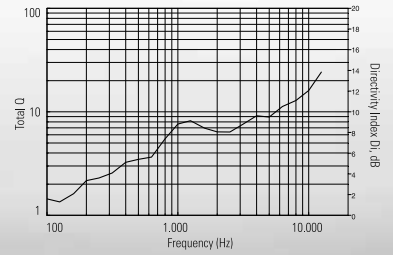
### DIRECTIVITY INDEX AND Q



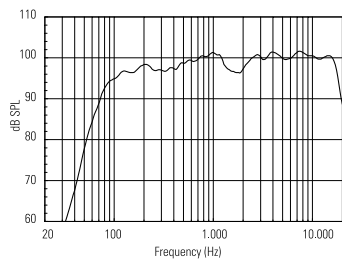
### DIRECTIVITY INDEX AND Q



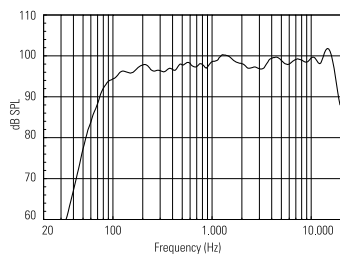
### DIRECTIVITY INDEX AND Q



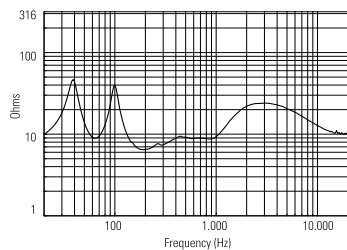
RESPONSE 1W/1m



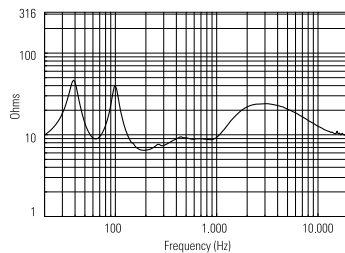
RESPONSE 1W/1m



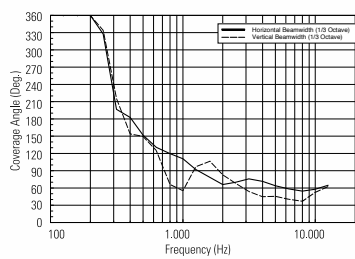
IMPEDANCE



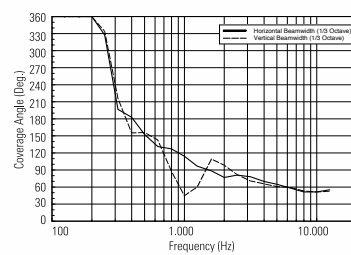
IMPEDANCE



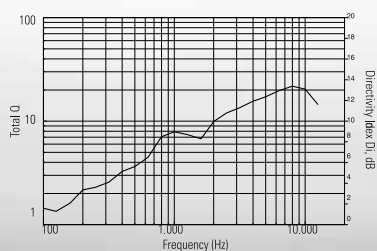
BEAMWIDTH vs. FREQUENCY




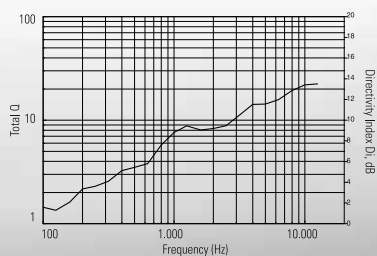
BEAMWIDTH vs. FREQUENCY



DIRECTIVITY INDEX AND Q



DIRECTIVITY INDEX AND Q



# C5215-94

TWO WAY PASSIVE SPEAKER

# C5215-96

TWO WAY PASSIVE SPEAKER

# C5215-99

TWO WAY PASSIVE SPEAKER

# C5215-64

TWO WAY PASSIVE SPEAKER

# C5215-66

TWO WAY PASSIVE SPEAKER

- Permanent Installations
- Main Reinforcement in small and medium spaces
- High-Level AV Playback

- Cluster configurations
- Live Music Reinforcement



C5215-94 p.n. 130.00.309

C5215-96 p.n. 130.00.311

C5215-99 p.n. 130.00.313

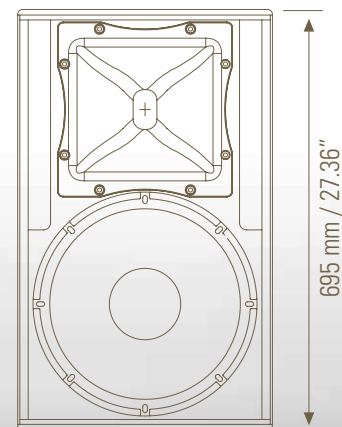
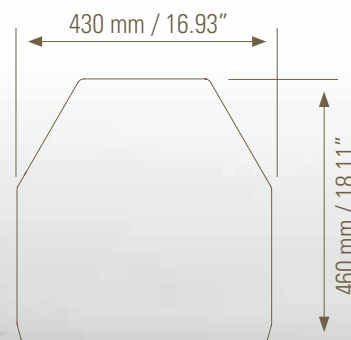
C5215-64 p.n. 130.00.310

C5215-66 p.n. 130.00.307

- CMD (Constant Matching Design) constant directivity horn
- 2" compression driver with 2.5" diaphragm assembly
- 15" woofer with 3" voice coil
- Dual-function design: built in passive crossover or external bi-amp
- Rotatable Horn System for horizontal cabinet mounting applications
- HF driver AMCDP (Active Mosfet Compression Driver Protection)
- LICC (Low Impedance Compensated Crossover) network
- 14 Suspension points
- Pole mount joint

The C5215 are full range extremely versatile controlled narrow dispersion two-way loudspeaker system for medium throw applications. The high-frequency section is a constant directivity horn loaded to a 2" neodymium compression driver with a 2.5" diaphragm assembly for smooth, controlled dispersion.

The horn design (which, depending on the models, can be 90° x 40°, 90° x 60°, 90° x 90°, 60° x 40°, 60° x 60°) offers higher sensitivity for longer distance applications. The low-frequency transducer is a 15" woofer with a 3" voice coil. The crossover is easily bypassed for bi-amp via a recessed changeover switch.





<b>ACOUSTICAL SPECS.</b>	<b>C5215-94</b>	<b>C5215-96</b>	<b>C5215-99</b>	<b>C5215-64</b>	<b>C5215-66</b>
FREQ. RANGE (-10 dB)	48 Hz-20 kHz	48 Hz-20 kHz	48 Hz-20 kHz	48 Hz-20 kHz	48 Hz-20 kHz
HORIZ. COVERAGE ANGLE (-6 dB)	90°	90°	90°	60°	60°
VERTICAL COVERAGE ANGLE (-6 dB)	40°	60°	90°	40°	60°
DIRECTIVITY FACTOR; Q	14	12	11	20	20
SYSTEM SENSITIVITY	100 dB	100 dB	100 dB	101 dB	101 dB
RATED MAXIMUM SPL	133 dB	133 dB	133 dB	134 dB	134 dB
SYSTEM NOMINAL IMPEDANCE	8 Ohm	8 Ohm	8 Ohm	8 Ohm	8 Ohm
SYSTEM INPUT POWER RATING RMS	500W <sup>(2)</sup>	500W <sup>(2)</sup>	500W <sup>(2)</sup>	500W <sup>(2)</sup>	500W <sup>(2)</sup>
SYSTEM INPUT POWER RATING PEAK	2000W <sup>(2)</sup>	2000W <sup>(2)</sup>	2000W <sup>(2)</sup>	2000W <sup>(2)</sup>	2000W <sup>(2)</sup>
RECOMMENDED AMPLIFIER	1000W <sup>(2)</sup>	1000W <sup>(2)</sup>	1000W <sup>(2)</sup>	1000W <sup>(2)</sup>	1000W <sup>(2)</sup>
HF PROTECTION	Dynamic	Dynamic	Dynamic	Dynamic	Dynamic
CROSSOVER	1,2 kHz	1,2 kHz	1,2 kHz	1,2 kHz	1,2 kHz

### TRANSDUCERS

LOW FREQUENCY	15" (381 mm) woofer 3" (78,2 mm) voice coil
NOMINAL IMPEDANCE	8 Ohm
INPUT POWER RATING	400 W AES ; 800 W Peak
SENSITIVITY	99 dB, 1W @ 1m

HIGH FREQUENCY	2" (50 mm) driver 2.5" (64 mm) voice coil
NOMINAL IMPEDANCE	8 Ohm
INPUT POWER RATING	100 W AES ; 200 W Peak
SENSITIVITY	111 dB, 1W @ 1m

### PHYSICAL

ENCLOSURE:	15 mm birch plywood construction
RIGGING INSERTS:	14 x M10
COLOR:	Black
GRILLE:	Custom perforated steel grille, epoxy powder coated, covered with polyurethane
INPUT CONNECTORS:	Speakon® NL4
DIMENSIONS (H x W x D):	27.36" x 16.93" x 18.11" 695 x 430 x 460 mm
WEIGHT:	76,72 lbs - 34.8 Kg

*1) Measured on axis in the far field with 1 watt (2.83V RMS, 8 Ohm) input and referenced to 1 meter distance using the inverse square law. Listed sound pressure represents an average from 300 Hz to 3 kHz.*

*2) Using 20 Hz to 20 kHz, Pink Noise Spectrum, 2 hours, + 6 dB crest factor, with RMS voltage calculated on speaker minimum impedance.*

*3) Recommended Amplifier is a power capability value that should be taken as a guide.*

### RELATED ACCESSORIES



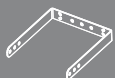
#### AC NC-FB2 p.n. 133.60.201

Adapter for suspended installations



#### AC NC15 H-BR p.n. 133.60.193

Bracket for horizontal mounting



#### AC NC15 V-BR p.n. 133.60.198

Bracket for vertical mounting

CSI PRODUCT SPECIFICATIONS FOR DESIGNERS, SPECIFIERS, AND CONSULTANTS (ALSO KNOWN AS "A&E SPECIFICATIONS")

The following are "Part 2 Products" CSI-type specifications. It is assumed that "Part 1 General – Administrative and Procedures" and "Part 3 Execution – Installation and Maintenance" are part of an overall audio system or project specification.

#### PART 2 PRODUCTS

2.01 Approved Manufacturer/Product

A. RCF, Via Raffaello 13, 42124 Mancasale, Reggio Emilia, Italy - B.

Model number: C5215-94 | C5215-96 | C5215-99 | C5215-64 | C5215-66.

#### 2.02 Design

2 way pasive speaker - LF Sub-section 15" woofer, 3" voice coil - HF Sub-section 2", 2.5" aluminium voice coil.

#### 2.03 Acoustical Proprieties

Nominal dispersion angle: Horiz. x Vert.: 90° x 40° (C5215-94) | 90° x 60° (C5215-96) | 90° x 90° (C5215-99) | 60° x 40° (C5215-64) | 60° x 60° (C5215-66) - Axial frequency range: 54 Hz - 20 kHz - Axial sensitivity 1W @ 1m: 100 dB (C5215-94, C5215-96, C5215-99), 101 dB (C5215-64, C5212-66). - Applicable power: 500 W RMS - Musical power 1000 W - Peak power 2000 W - Nominal impedance: 8 Ohm.

#### 2.03 Physical Proprieties

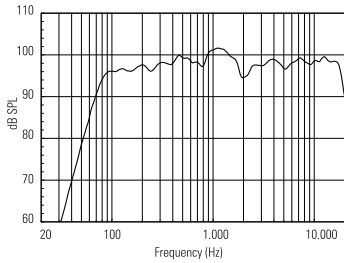
Cabinet: 15 mm birch plywood construction - Rigging inserts: 14 x M10 - Color: Black - Grille: custom perforated steel grille, epoxy powder coated, covered with polyurethane perforated cloth - Input Connectors: Speakon® NL4 - Dimensions (H x W x D): 24.8" x 14.17" x 15.35" - 630 x 360 x 390 mm - Weight: 63.93 lb - 29 Kg.

# C5215-94

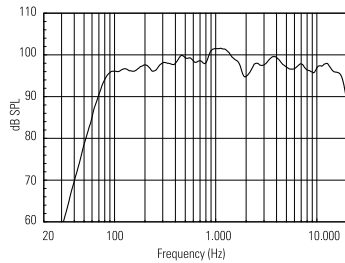
# C5215-96

# C5215-99

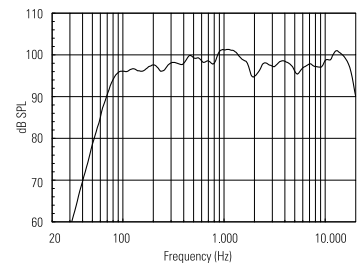
### RESPONSE 1W/1m



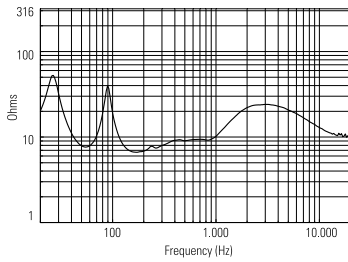
### RESPONSE 1W/1m



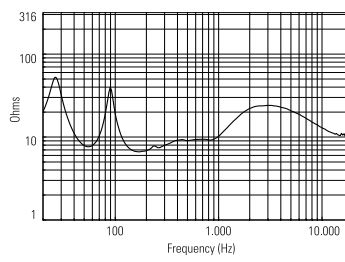
### RESPONSE 1W/1m



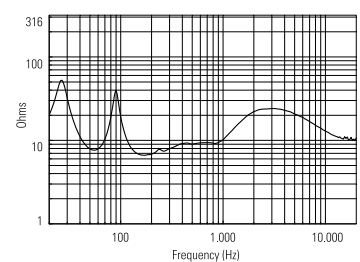
### IMPEDANCE



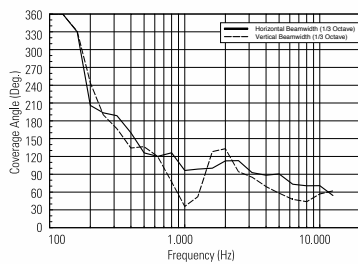
### IMPEDANCE



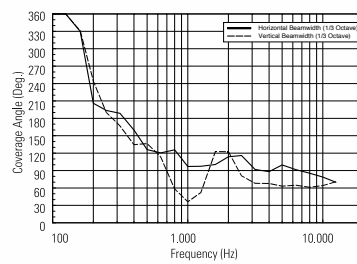
### IMPEDANCE



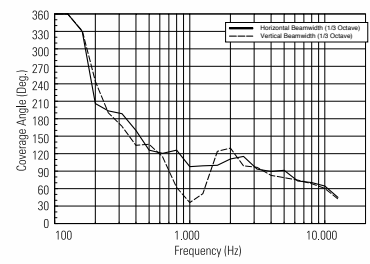
### BEAMWIDTH vs. FREQUENCY



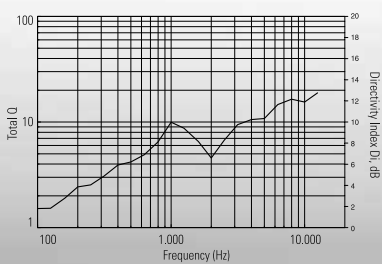
### BEAMWIDTH vs. FREQUENCY



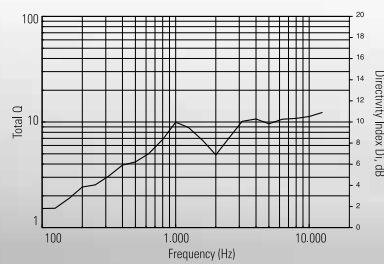
### BEAMWIDTH vs. FREQUENCY



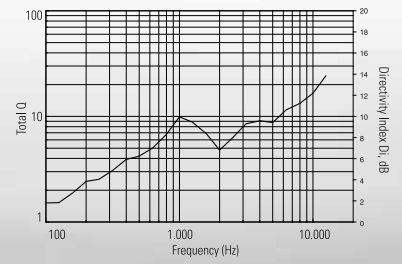
### DIRECTIVITY INDEX AND Q



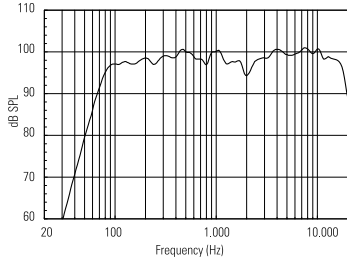
### DIRECTIVITY INDEX AND Q



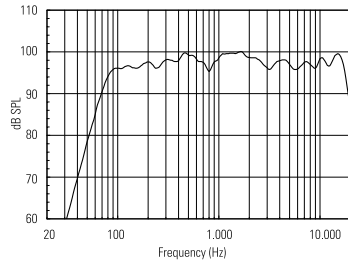
### DIRECTIVITY INDEX AND Q



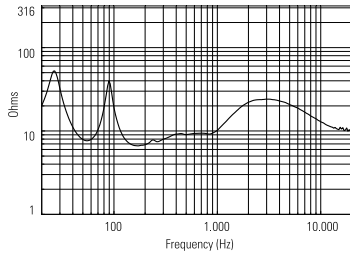
RESPONSE 1W/1m



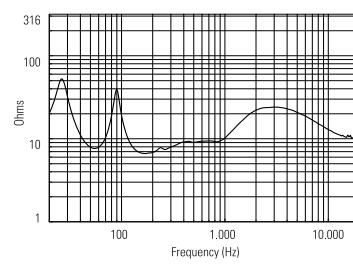
RESPONSE 1W/1m



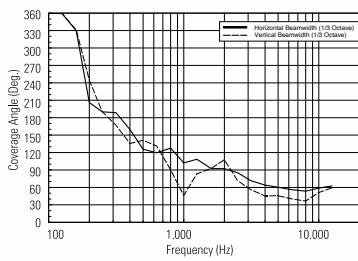
IMPEDANCE



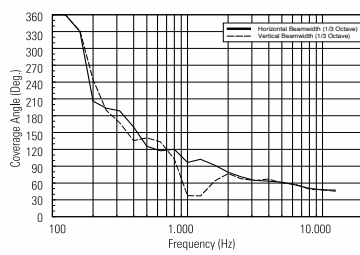
IMPEDANCE



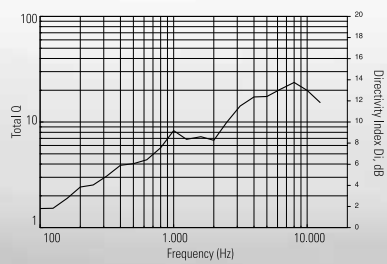
BEAMWIDTH vs. FREQUENCY




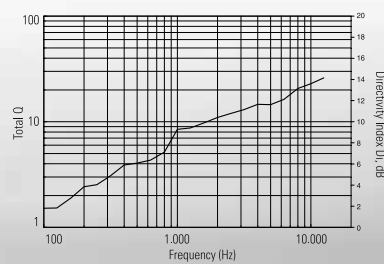
BEAMWIDTH vs. FREQUENCY



DIRECTIVITY INDEX AND Q



DIRECTIVITY INDEX AND Q



# M501

## TWO WAY PASSIVE SPEAKER

M 501 is a multipurpose two-way full-range speaker system, suitable in a wide range of installations. The compactness, together with the elegant and neutral design with accurate finishing make M 501 suitable for almost any environment and architectural constraint. Its comfortable sound helps heavily in the near field applications.

- Multimedia Environments
- Conference Halls
- Pubs
- Café
- Background and Foreground Business Music
- Delay Fill
- Place of Worships
- PA Systems


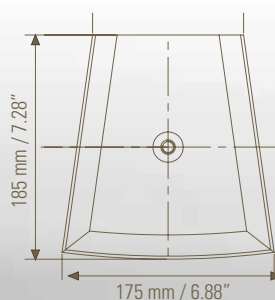


M501 p.n. 130.41.002 (Black) - 130.41.023 (White)

- High Quality 2-way passive loudspeaker
- 1 x 5.5" woofer, vented
- 1 x 1" in driver, on 90°x90° CD horn
- High Power Handling 'Low Impedance Compensated Crossover', with electronic protection for the driver
- 80W AES power handling
- Steel Front Grille with robust double mesh polyester clothing
- Rotatable RCF front logo
- Installation points are available on the rear panel, top and bottom
- All models have a 4-pin EUROBLOCK connector (audio input and parallel link output)

Available mounting accessories allow you to use the M 501 wall or ceiling mounted, with reference to the several possible applications. The SPL and the level of undistorted sound the M501 can reach are far above any expectation from such a compact solution.

The M 501 features high sensitivity typical of the PRO audio cabinets thanks to the use of oversized magnets and an HI-FI sound quality with smooth and wide frequency response performed thanks to the wave-guided titanium dome tweeter. The LICC crossover design includes a protection on high frequency device.



CSI PRODUCT SPECIFICATIONS FOR DESIGNERS, SPECIFIERS, AND CONSULTANTS (ALSO KNOWN AS "A&E SPECIFICATIONS")

The following are "Part 2 Products" CSI-type specifications. It is assumed that "Part 1 General – Administrative and Procedures" and "Part 3 Execution – Installation and Maintenance" are part of an overall audio system or project specification.

PART 2 PRODUCTS

2.01 Approved Manufacturer/Product

A. RCF, Via Raffaello 13, 42124 Mancasale, Reggio Emilia, Italy - B. Model number: M-501.

2.02 Design

2 way passive speaker - LF Sub-section: 5.5" woofer, 1,2" voice coil- HF Sub-section: 1" driver, 1" voice coil.

2.03 Acoustical Proprieties

Nominal dispersion angle: Horizontal: 90° - Vertical: 90° - Axial frequency range: 80 Hz - 20 kHz - Axial sensitivity: 89 dB, 1W @ 1m - Applicable power: 80 W RMS - Musical power 160 W - Peak power: 320 W - Impedance: 8 Ohm.

2.03 Physical Proprieties

Cabinet: Trapezoidal, 8° angle, 12 mm MDF - Rigging inserts: 6 X M6, 2 X M10 - Color: Black, White - Grille: Steel, with a robust double mesh polyester clothing - Input connectors: 4-pin EUROBLOCK® - Dimensions (H x W x D): 11.92" x 6.88" x 7.28" - 303 x 175 x 185 mm - Weight: 11 lbs - 5 Kg.

2.05 Accessories

DX 2006 2 input, 6 output digital processor  
AC M501 H-BR Bracket for horizontal mounting  
AC WM-M Bracket for wall mounting

**ACOUSTICAL SPECIFICATIONS**

FREQUENCY RESPONSE (-10 dB)	80 Hz - 20 kHz
HORIZ. COVERAGE ANGLE (-6 dB)	90°
VERTICAL COVERAGE ANGLE (-6 dB)	90°
DIRECTIVITY FACTOR; Q	10
SYSTEM SENSITIVITY	89 dB , 1W @ 1m (1)
MAX SPL	114 dB, @ 1m
NOMINAL IMPEDANCE	8 Ohm
POWER HANDLING	80 W <sup>(2)</sup>
PEAK POWER HANDLING	320 W <sup>(2)</sup>
RECOMMENDED AMPLIFIER	160 W <sup>(2)</sup>
PROTECTIONS	PTC
CROSSOVER FREQUENCIES	1.9 kHz

**TRANSDUCERS**

WOOFER	5.5" (140 mm) woofer 1,2" (30 mm) voice coil
IMPEDANCE	8 Ohm
INPUT POWER RATING	80 W AES ; 160 W Peak
SENSITIVITY	87 dB, 1W @ 1m

COMPRESSION DRIVER	1" (25mm) driver 1" (25mm) voice coil
IMPEDANCE	8 Ohm
INPUT POWER RATING	10 W AES ; 20 W Peak
SENSITIVITY	90 dB, 1W @ 1m

**PHYSICAL**

CABINET	Trapezoidal, 8° angle, 12mm MDF
HARDWARE	6 x M6, 2 x M10 (side)
COLOR	Black, white
GRILLE	Steel, with a robust double mesh polyester clothing
INPUT CONNECTORS	4-pin EUROBLOCK®
DIMENSIONS (H x W x D)	11.92" x 6.88" x 7.28" 303 x 175 x 185 mm
WEIGHT:	11 lbs - 5 Kg

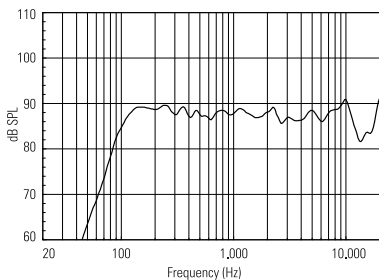
1) Measured on axis in the far field with 1 watt (2.83V RMS, 8 Ohm) input and referenced to 1 meter distance using the inverse square law. Listed sound pressure represents an average from 300 Hz to 3 kHz.  
2) Using 20 Hz to 20 kHz, Pink Noise Spectrum, 2 hours, + 6 dB crest factor, with RMS voltage calculated on speaker minimum impedance.  
3) Recommended Amplifier is a power capability value that should be taken as a guide.

**RELATED ACCESSORIES**

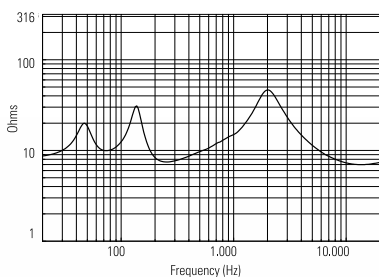
**DX-2006** p.n. 121.35.068  
2 input, 6 output digital processor

**AC M501 H-BR** p.n. 133.60.183  
Bracket for horizontal mounting

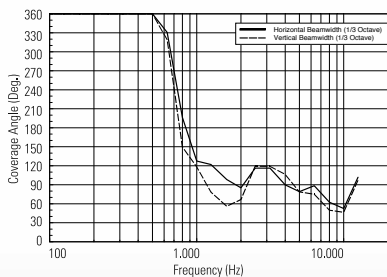
**AC WM-M** p.n. 133.60.188  
Wall mount swivel bracket



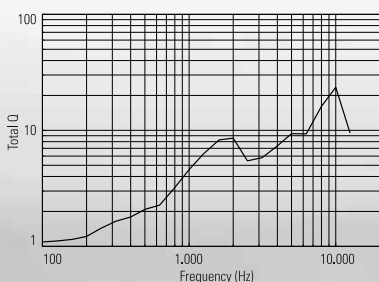
RESPONSE 1W/1m



IMPEDANCE



BEAMWIDTH vs. FREQUENCY



DIRECTIVITY INDEX AND Q

# M502

## TWO WAY PASSIVE SPEAKER

M 502 is a multipurpose two-way twin-woofer full-range speaker system, suitable in a wide range of installations. The compactness, together with the elegant and neutral design with accurate finishing make M 502 suitable for almost any environment and architectural constraint.

Available mounting accessories allow you to use the M 502 wall or ceiling mounted, with reference to the several possible applications.

- Multimedia Environments
- Conference Halls
- Pubs
- Café
- Background and Foreground Business Music
- Delay Fill
- Place of Worships
- Under-Balcony

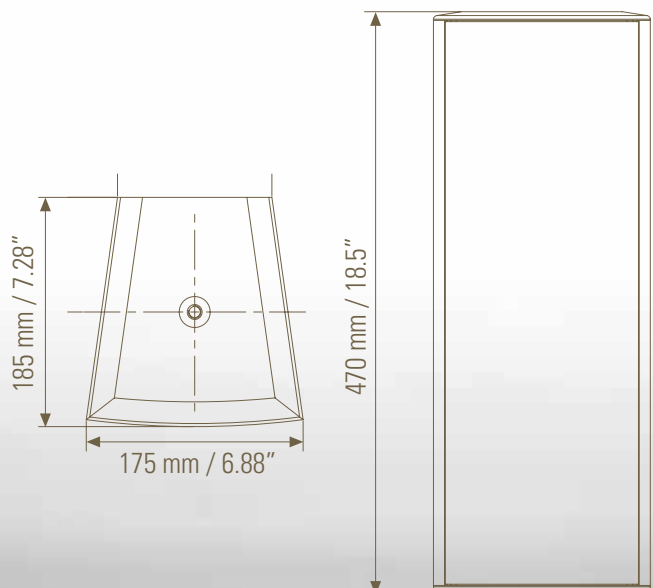


M502 p/n 130.41.011

- High Quality 2-way passive loudspeaker
- 2 x 5.5" woofer, vented
- 1 x 1" in driver, on 90°x90° CD horn
- High Power Handling 'Low Impedance Compensated Crossover', with electronic protection for the driver
- 100W AES power handling
- Steel Front Grille with robust double mesh polyester clothing
- Rotatable RCF front logo
- Installation points are available on the rear panel, top and bottom
- All models have a 4-pin EUROBLOCK connector (audio input and parallel link output)

The M 502 has a controlled coverage through its twin 5" and the precise constant directivity horn. The SPL and the level of undistorted sound the M 502 can reach is far above any expectation from such a compact solution. The M 502 features high sensitivity thanks to the use of oversized magnets and a comfortable sound quality with smooth and wide frequency response performed thanks to the Kapton diaphragm compression driver loaded with a constant directivity horn.

The LICC crossover design includes an electronic protection on high frequency device.



CSI PRODUCT SPECIFICATIONS FOR DESIGNERS, SPECIFIERS, AND CONSULTANTS (ALSO KNOWN AS "A&E SPECIFICATIONS")

The following are "Part 2 Products" CSI-type specifications. It is assumed that "Part 1 General – Administrative and Procedures" and "Part 3 Execution – Installation and Maintenance" are part of an overall audio system or project specification.

PART 2 PRODUCTS

2.01 Approved Manufacturer/Product

A. RCF, Via Raffaello 13, 42124 Mancasale, Reggio Emilia, Italy - B. Model number: M-501.

2.02 Design

2 way passive speaker - LF Sub-section: 5.5" woofer, 1,2" voice coil- HF Sub-section: 1" driver, 1" voice coil.

2.03 Acoustical Proprieties

Nominal dispersion angle: Horizontal: 90° - Vertical: 90° - Axial frequency range: 80 Hz - 20 kHz - Axial sensitivity: 89 dB, 1W @ 1m - Applicable power: 80 W RMS - Musical power 160 W - Peak power: 320 W - Impedance: 8 Ohm.

2.03 Physical Proprieties

Cabinet: Trapezoidal, 8° angle, 12 mm MDF - Rigging inserts: 6 X M6, 2 X M10 - Color: Black, White - Grille: Steel, with a robust double mesh polyester clothing - Input connectors: 4-pin EUROBLOCK® - Dimensions (H x W x D): 11.92" x 6.88" x 7.28" - 303 x 175 x 185 mm - Weight: 11 lbs - 5 Kg.

2.05 Accessories

DX 2006 2 input, 6 output digital processor

AC M501 H-BR Bracket for horizontal mounting

AC WM-M Bracket for wall mounting

**ACOUSTICAL SPECIFICATIONS**

FREQUENCY RESPONSE (-10 dB)	80 Hz - 20 kHz
HORIZ. COVERAGE ANGLE (-6 dB)	90°
VERTICAL COVERAGE ANGLE (-6 dB)	90°
DIRECTIVITY FACTOR; Q	9
SYSTEM SENSITIVITY	92 dB , 1W @ 1m (1)
MAX SPL	116 dB, @ 1m
NOMINAL IMPEDANCE	8 Ohm
POWER HANDLING	100 W <sup>(2)</sup>
PEAK POWER HANDLING	400 W <sup>(2)</sup>
RECOMMENDED AMPLIFIER	200 W <sup>(2)</sup>
PROTECTIONS	Dynamic
CROSSOVER FREQUENCIES	2.3 kHz

**TRANSDUCERS**

WOOFER	2 x 5.5" (140 mm) woofer 1,2" (30 mm) voice coil
IMPEDANCE	16 Ohm
INPUT POWER RATING	80 W AES ; 160 W Peak
SENSITIVITY	88 dB, 1W @ 1m

COMPRESSION DRIVER	1" (25mm) driver 1,5" (38mm) voice coil
IMPEDANCE	8 Ohm
INPUT POWER RATING	25 W AES ; 50 W Peak
SENSITIVITY	106 dB, 1W @ 1m

**PHYSICAL**

CABINET	Trapezoidal, 8° angle, 12mm MDF
HARDWARE	6 x M6, 2 x M10 (side)
COLOR	Black
GRILLE	Steel, with a robust double mesh polyester clothing
INPUT CONNECTORS	4-pin EUROBLOCK®
DIMENSIONS (H x W x D)	18.50" x 6.88" x 7.28" 470 x 175 x 185 mm
WEIGHT:	16.5 lbs - 7.5 Kg

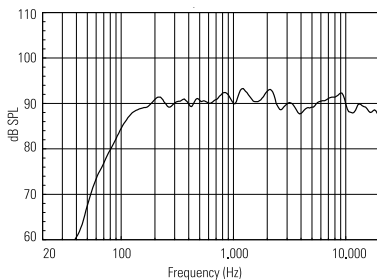
1) Measured on axis in the far field with 1 watt (2.83V RMS, 8 Ohm) input and referenced to 1 meter distance using the inverse square law. Listed sound pressure represents an average from 300 Hz to 3 kHz.  
2) Using 20 Hz to 20 kHz, Pink Noise Spectrum, 2 hours, + 6 dB crest factor, with RMS voltage calculated on speaker minimum impedance.  
3) Recommended Amplifier is a power capability value that should be taken as a guide.

**RELATED ACCESSORIES**

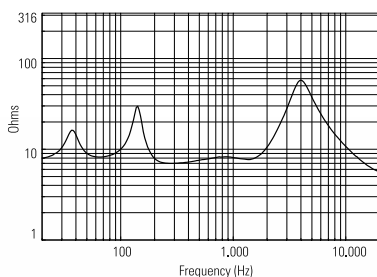
**DX-2006** p.n. 121.35.068  
2 input, 6 output digital processor

**AC M502 H-BR** p.n. 133.60.184  
Bracket for horizontal mounting

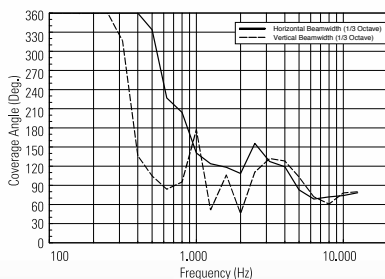
**AC WM-M** p.n. 133.60.188  
Wall mount swivel bracket



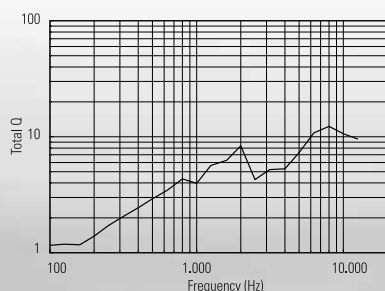
RESPONSE 1W/1m



IMPEDANCE



BEAMWIDTH vs. FREQUENCY



DIRECTIVITY INDEX AND Q

# M601

## TWO WAY PASSIVE SPEAKER

M 601 is a multipurpose two-way full-range speaker system, suitable in a wide range of installations. The compactness, together with the elegant and neutral design with accurate finishing makes M 601 suitable for almost any environment and architectural constraint.

- Multimedia Environments
- Conference Halls
- Pubs
- Café
- Background and Foreground Business Music
- Delay Fill
- Place of Worships
- PA Systems




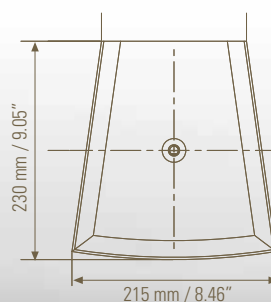
M601 p/n 130.41.003 (Black) - 130.41.024 (White)

- High Quality 2-way passive loudspeaker
- 1 x 6.5" woofer, vented
- 1 x 1" in driver, on 90°x90° CD horn
- High Power Handling 'Low Impedance Compensated Crossover', with electronic protection for the driver
- 100W AES power handling
- Steel Front Grille with robust double mesh polyester clothing
- Rotatable RCF front logo
- Installation points are available on the rear panel, top and bottom
- All models have a 4-pin EUROBLOCK connector (audio input and parallel link output)

Available mounting accessories allow you to use the M 601 wall or ceiling mounted, with reference to the several possible applications. The M 601 has a controlled dispersion and delivers undistorted SPL value above any expectation from such a compact speaker system.

The M 601 features high sensitivity thanks to the use of oversized magnets and a comfortable sound quality with smooth and wide frequency response performed thanks to the Kapton diaphragm compression driver loaded on a constant directivity horn.

The LICC crossover design includes an electronic protection on high frequency device.





CSI PRODUCT SPECIFICATIONS FOR DESIGNERS, SPECIFIERS, AND CONSULTANTS (ALSO KNOWN AS "A&E SPECIFICATIONS")

The following are "Part 2 Products" CSI-type specifications. It is assumed that "Part 1 General – Administrative and Procedures" and "Part 3 Execution – Installation and Maintenance" are part of an overall audio system or project specification.

PART 2 PRODUCTS

2.01 Approved Manufacturer/Product

A. RCF, Via Raffaello 13, 42124 Mancasale, Reggio Emilia, Italy - B. Model number: M-601.

2.02 Design

2 way passive speaker - LF Sub-section: 6.5" woofer, 1,2" voice coil- HF Sub-section: 1" driver, 1,5" voice coil.

2.03 Acoustical Properties

Nominal dispersion angle: Horizontal: 90° - Vertical: 90° - Axial frequency range: 80 Hz - 20 kHz - Axial sensitivity: 92 dB, 1W @ 1m - Applicable power: 100 W RMS - Musical power 200 W - Peak power: 400 W - Impedance: 8 Ohm.

2.03 Physical Properties

Cabinet: Trapezoidal, 8° angle, 12 mm MDF - Rigging inserts: 6 X M6, 2 X M10 - Color: Black, White - Grille: Steel, with a robust double mesh polyester clothing - Input connectors: 4-pin EUROBLOCK® - Dimensions (H x W x D): 14.13" x 8.46" x 9.05" - 359 x 215 x 230 mm - Weight: 15.18 lbs - 6.9 Kg.

2.05 Accessories

DX 2006 2 input, 6 output digital processor  
AC M501 H-BR Bracket for horizontal mounting  
AC WM-M Bracket for wall mounting

**ACOUSTICAL SPECIFICATIONS**

FREQUENCY RESPONSE (-10 dB)	80 Hz - 20 kHz
HORIZ. COVERAGE ANGLE (-6 dB)	90°
VERTICAL COVERAGE ANGLE (-6 dB)	90°
DIRECTIVITY FACTOR; Q	10
SYSTEM SENSITIVITY	92 dB , 1W @ 1m (1)
MAX SPL	118 dB, @ 1m
NOMINAL IMPEDANCE	8 Ohm
POWER HANDLING	100 W <sup>(2)</sup>
PEAK POWER HANDLING	400 W <sup>(2)</sup>
RECOMMENDED AMPLIFIER	200 W <sup>(2)</sup>
PROTECTIONS	Dynamic
CROSSOVER FREQUENCIES	2.2 kHz

**TRANSDUCERS**

WOOFER	6.5" (165 mm) woofer 1,2" (30 mm) voice coil
IMPEDANCE	8 Ohm
INPUT POWER RATING	80 W AES ; 160 W Peak
SENSITIVITY	92 dB, 1W @ 1m

COMPRESSION DRIVER	1" (25mm) driver 1,5" (38mm) voice coil
IMPEDANCE	8 Ohm
INPUT POWER RATING	25 W AES ; 50 W Peak
SENSITIVITY	106 dB, 1W @ 1m

**PHYSICAL**

CABINET	Trapezoidal, 8° angle, 12mm MDF
HARDWARE	6 x M6, 2 x M10 (side)
COLOR	Black, White
GRILLE	Steel, with a robust double mesh polyester clothing
INPUT CONNECTORS	4-pin EUROBLOCK®
DIMENSIONS (H x W x D)	14.13" x 8.46" x 9.05" 359 x 215 x 230 mm
WEIGHT:	15.18 lbs - 6.9 Kg

1) Measured on axis in the far field with 1 watt (2.83V RMS, 8 Ohm) input and referenced to 1 meter distance using the inverse square law. Listed sound pressure represents an average from 300 Hz to 3 kHz.  
2) Using 20 Hz to 20 kHz, Pink Noise Spectrum, 2 hours, + 6 dB crest factor, with RMS voltage calculated on speaker minimum impedance.  
3) Recommended Amplifier is a power capability value that should be taken as a guide.

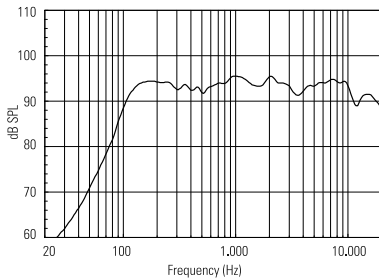
**RELATED ACCESSORIES**

**DX-2006** p.n. 121.35.068  
2 input, 6 output digital processor

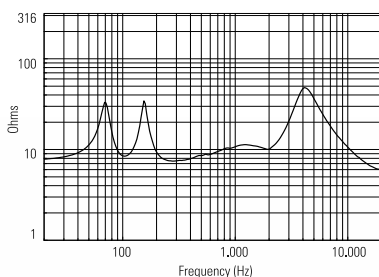
**AC M601 H-BR** p.n. 133.60.183  
Bracket for horizontal mounting

**AC WM-M** p.n. 133.60.188  
Wall mount swivel bracket

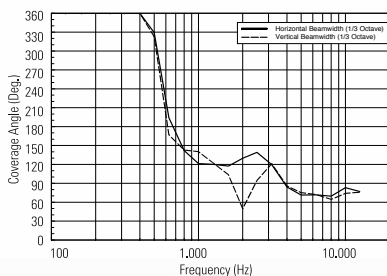
RESPONSE 1W/1m



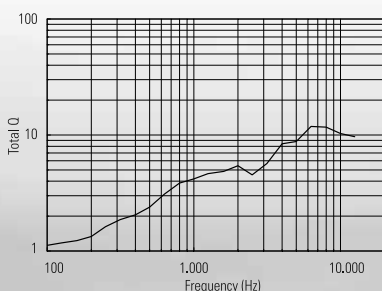
IMPEDANCE



BEAMWIDTH vs. FREQUENCY



DIRECTIVITY INDEX AND Q



# M602

## TWO WAY PASSIVE SPEAKER

M 602 is a multipurpose two-way twin-woofer full-range speaker system, suitable in a wide range of installations. The compactness, together with the elegant and neutral design with accurate finishing make M 602 suitable for almost any environment and architectural constraint.

- Multimedia Environments
- Conference Halls
- Pubs
- Café
- Under-Balcony
- Background and Foreground Business Music
- Delay Fill
- PA Systems
- Place of Worships



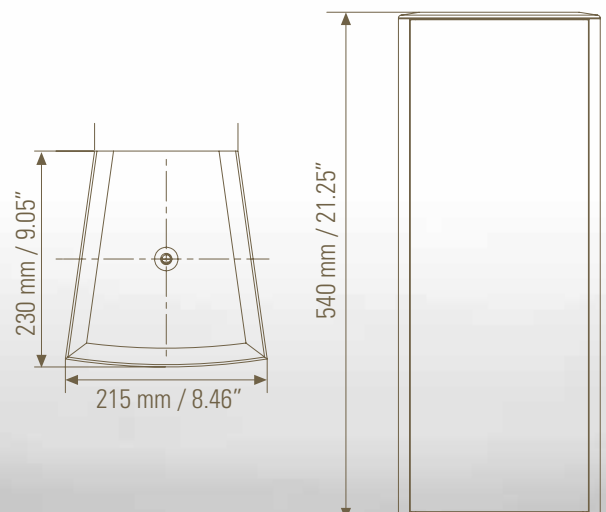
M602 p/n 130.41.012

- High Quality 2-way passive loudspeaker
- 2 x 6.5" woofer, vented
- 1 x 1" in driver, on 90°x90° CD horn
- High Power Handling 'Low Impedance Compensated Crossover', with electronic protection for the driver
- 120W AES power handling
- Steel Front Grille with robust double mesh polyester clothing
- Rotatable RCF front logo
- Installation points are available on the rear panel, top and bottom
- All models have a 4-pin EUROBLOCK connector (audio input and parallel link output)

Available mounting accessories allow you to use the M 602 wall or ceiling mounted, with reference to the several possible applications.

The M 602 has a controlled coverage through its twin 6" and the precise constant directivity horn. The SPL and the level of undistorted sound the M 602 can reach is far above any expectation from such a compact solution. The M 602 features high sensitivity thanks to the use of oversized magnets and a comfortable sound quality with smooth and wide frequency response performed thanks to the Kapton diaphragm compression driver loaded with a constant directivity horn.

The LICC crossover design includes an electronic protection on high frequency device.



CSI PRODUCT SPECIFICATIONS FOR DESIGNERS, SPECIFIERS, AND CONSULTANTS (ALSO KNOWN AS "A&E SPECIFICATIONS")

The following are "Part 2 Products" CSI-type specifications. It is assumed that "Part 1 General – Administrative and Procedures" and "Part 3 Execution – Installation and Maintenance" are part of an overall audio system or project specification.

PART 2 PRODUCTS

2.01 Approved Manufacturer/Product

A. RCF, Via Raffaello 13, 42124 Mancasale, Reggio Emilia, Italy - B. Model number: M-602.

2.02 Design

2 way passive speaker - LF Sub-section: 2 x 6.5" woofer, 1.5" voice coil- HF Sub-section: 1" driver, 1.5" voice coil.

2.03 Acoustical Properties

Nominal dispersion angle: Horizontal: 90° - Vertical: 90° - Axial frequency range: 70 Hz - 20 kHz - Axial sensitivity: 95 dB, 1W @ 1m - Applicable power: 120 W RMS - Musical power 240 W - Peak power: 480 W - Impedance: 8 Ohm.

2.03 Physical Properties

Cabinet: Trapezoidal, 8° angle, 12 mm MDF - Rigging inserts: 8 X M6, 2 X M10 - Color: Black, White - Grille: Steel, with a robust double mesh polyester clothing - Input connectors: 4-pin EUROBLOCK® - Dimensions (H x W x D): 21.25" x 8.46" x 9.05" - 540 x 215 x 230 mm - Weight: 24.2 lbs - 11 Kg.

2.05 Accessories

DX 2006 2 input, 6 output digital processor  
AC M501 H-BR Bracket for horizontal mounting  
AC WM-M Bracket for wall mounting

**ACOUSTICAL SPECIFICATIONS**

FREQUENCY RESPONSE (-10 dB)	70 Hz - 20 kHz
HORIZ. COVERAGE ANGLE (-6 dB)	90°
VERTICAL COVERAGE ANGLE (-6 dB)	90°
DIRECTIVITY FACTOR; Q	10
SYSTEM SENSITIVITY	95 dB , 1W @ 1m (1)
MAX SPL	122 dB, @ 1m
NOMINAL IMPEDANCE	8 Ohm
POWER HANDLING	120 W <sup>(2)</sup>
PEAK POWER HANDLING	480 W <sup>(2)</sup>
RECOMMENDED AMPLIFIER	240 W <sup>(2)</sup>
PROTECTIONS	Dynamic
CROSSOVER FREQUENCIES	2 kHz

**TRANSDUCERS**

WOOFER	2 x 6.5" (165 mm) woofer 1,5" (38 mm) voice coil
IMPEDANCE	8 Ohm
INPUT POWER RATING	80 W AES ; 160 W Peak
SENSITIVITY	92 dB, 1W @ 1m

COMPRESSION DRIVER	1" (25mm) driver 1,5" (38mm) voice coil
IMPEDANCE	8 Ohm
INPUT POWER RATING	25 W AES ; 50 W Peak
SENSITIVITY	106 dB, 1W @ 1m

**PHYSICAL**

CABINET	Trapezoidal, 8° angle, 12mm MDF
HARDWARE	8 x M6, 2 x M10 (side)
COLOR	Black
GRILLE	Steel, with a robust double mesh polyester clothing
INPUT CONNECTORS	4-pin EUROBLOCK®
DIMENSIONS (H x W x D)	21.25" x 8.46" x 9.05" 540 x 215 x 230 mm
WEIGHT:	24.2 lbs - 11 Kg

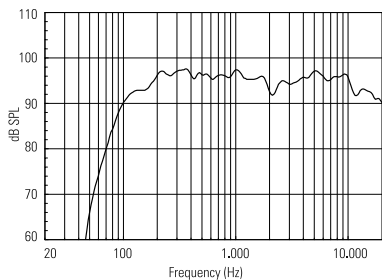
1) Measured on axis in the far field with 1 watt (2.83V RMS, 8 Ohm) input and referenced to 1 meter distance using the inverse square law. Listed sound pressure represents an average from 300 Hz to 3 kHz.  
2) Using 20 Hz to 20 kHz, Pink Noise Spectrum, 2 hours, + 6 dB crest factor, with RMS voltage calculated on speaker minimum impedance.  
3) Recommended Amplifier is a power capability value that should be taken as a guide.

**RELATED ACCESSORIES**

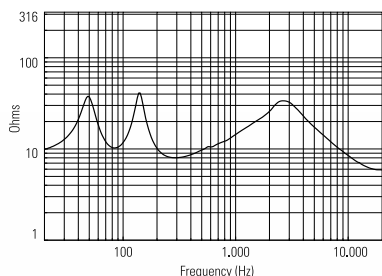
**DX-2006** p.n. 121.35.068  
2 input, 6 output digital processor

**AC M602 H-BR** p.n. 133.60.186  
Bracket for horizontal mounting

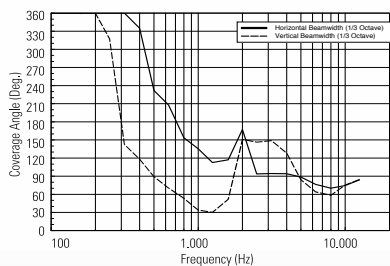
**AC WM-M** p.n. 133.60.188  
Wall mount swivel bracket



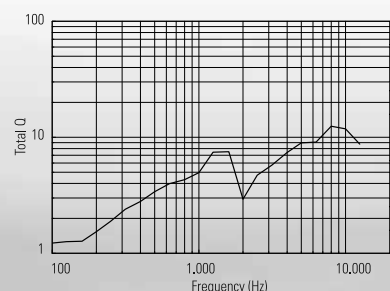
RESPONSE 1W/1m



IMPEDANCE



BEAMWIDTH vs. FREQUENCY



DIRECTIVITY INDEX AND Q

# M801

## TWO WAY PASSIVE SPEAKER

M 801 is a multipurpose two-way full-range speaker system, suitable in a wide range of installations. The compactness, together with the elegant and neutral design with accurate finishing make M 801 suitable for almost any environment and architectural constraint.

- Multimedia Environments
- Conference Halls
- Pubs
- Café
- Foreground Business Music
- Delay Fill
- Place of Worships



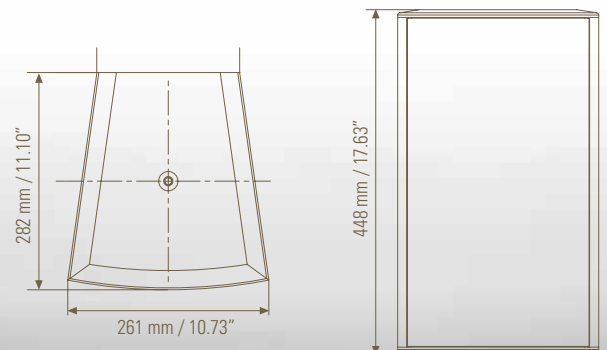
M801 p/n 130.41.004 - 130.41.025 (White)

- High Quality 2-way passive loudspeaker
- 1 x 8" woofer, vented
- 1 x 1" in driver, on 90°x60° CD horn
- High Power Handling 'Low Impedance Compensated Crossover', with electronic protection for the driver
- 150W AES power handling
- Steel Front Grille with robust double mesh polyester clothing
- Rotatable RCF front logo
- Installation points are available on the rear panel, top and bottom
- All models have a 4-pin EUROBLOCK connector (audio input and parallel link output)

Available mounting accessories allow you to use the M 801 wall or ceiling mounted, with reference to the several possible applications. The M 801 has a controlled dispersion and delivers undistorted SPL value above any expectation from such a compact speaker system.

The M 801 features high sensitivity thanks to the use of oversized magnets and a comfortable sound quality with smooth and wide frequency response performed thanks to the Kapton diaphragm compression driver loaded on a constant directivity horn.

The LICC crossover design includes an electronic protection on high frequency device.



CSI PRODUCT SPECIFICATIONS FOR DESIGNERS, SPECIFIERS, AND CONSULTANTS (ALSO KNOWN AS "A&E SPECIFICATIONS")

The following are "Part 2 Products" CSI-type specifications. It is assumed that "Part 1 General – Administrative and Procedures" and "Part 3 Execution – Installation and Maintenance" are part of an overall audio system or project specification.

PART 2 PRODUCTS

2.01 Approved Manufacturer/Product

A. RCF, Via Raffaello 13, 42124 Mancasale, Reggio Emilia, Italy - B. Model number: M-801.

2.02 Design

2 way passive speaker - LF Sub-section: 8" woofer, 2" voice coil- HF Sub-section: 1" driver, 1" voice coil.

2.03 Acoustical Properties

Nominal dispersion angle: Horizontal: 90° - Vertical: 60° - Axial frequency range: 65 Hz - 20 kHz - Axial sensitivity: 93 dB, 1W @ 1m - Applicable power: 150 W RMS - Musical power 300 W - Peak power: 600 W - Impedance: 8 Ohm.

2.03 Physical Properties

Cabinet: Trapezoidal, 8° angle, 12 mm MDF - Rigging inserts: 8 X M6, 2 X M10 - Color: Black, White - Grille: Steel, with a robust double mesh polyester clothing - Input connectors: 4-pin EUROBLOCK® - Dimensions (H x W x D): 17.63" x 10.27" x 11.10" - 448 x 261 x 282 mm - Weight: 21.35 lbs - 9.7 Kg.

2.05 Accessories

DX 2006 2 input, 6 output digital processor

AC M501 H-BR Bracket for horizontal mounting

AC WM-M Bracket for wall mounting

**ACOUSTICAL SPECIFICATIONS**

FREQUENCY RESPONSE (-10 dB)	65 Hz - 20 kHz
HORIZ. COVERAGE ANGLE (-6 dB)	90°
VERTICAL COVERAGE ANGLE (-6 dB)	60°
DIRECTIVITY FACTOR; Q	10
SYSTEM SENSITIVITY	93 dB , 1W @ 1m (1)
MAX SPL	120 dB, @ 1m
NOMINAL IMPEDANCE	8 Ohm
POWER HANDLING	150 W <sup>(2)</sup>
PEAK POWER HANDLING	600 W <sup>(2)</sup>
RECOMMENDED AMPLIFIER	300 W <sup>(2)</sup>
PROTECTIONS	Dynamic
CROSSOVER FREQUENCIES	1.8 kHz

**TRANSDUCERS**

WOOFER	8" (203 mm) woofer 2" (50,8 mm) voice coil
IMPEDANCE	8 Ohm
INPUT POWER RATING	150 W AES ; 300 W Peak
SENSITIVITY	92 dB, 1W @ 1m

COMPRESSION DRIVER	1" (25mm) driver 1,5" (38mm) voice coil
IMPEDANCE	8 Ohm
INPUT POWER RATING	25 W AES ; 50 W Peak
SENSITIVITY	106 dB, 1W @ 1m

**PHYSICAL**

CABINET	Trapezoidal, 8° angle, 12mm MDF
HARDWARE	8 x M6, 2 x M10 (side)
COLOR	Black, White
GRILLE	Steel, with a robust double mesh polyester clothing
INPUT CONNECTORS	4-pin EUROBLOCK®
DIMENSIONS (H x W x D)	17.63" x 10.27" x 11.10" 448 x 261 x 282 mm
WEIGHT:	21.35 lbs - 9.7 Kg

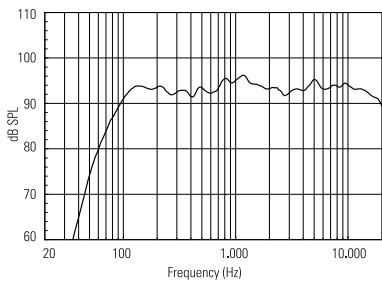
1) Measured on axis in the far field with 1 watt (2.83V RMS, 8 Ohm) input and referenced to 1 meter distance using the inverse square law. Listed sound pressure represents an average from 300 Hz to 3 kHz.  
2) Using 20 Hz to 20 kHz, Pink Noise Spectrum, 2 hours, + 6 dB crest factor, with RMS voltage calculated on speaker minimum impedance.  
3) Recommended Amplifier is a power capability value that should be taken as a guide.

**RELATED ACCESSORIES**

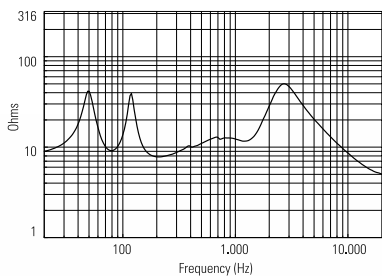
**DX-2006** p.n. 121.35.068  
2 input, 6 output digital processor

**AC M801 H-BR** p.n. 133.60.187  
Bracket for horizontal mounting

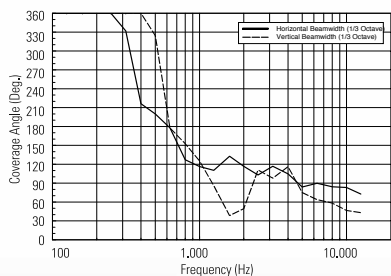
**AC WM-M** p.n. 133.60.188  
Wall mount swivel bracket



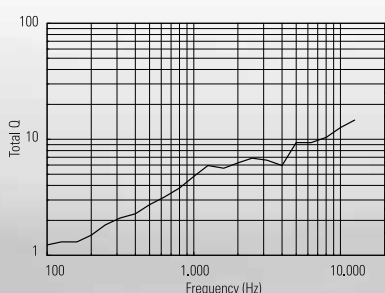
RESPONSE 1W/1m



IMPEDANCE



BEAMWIDTH vs. FREQUENCY



DIRECTIVITY INDEX AND Q

# M1001

## TWO WAY PASSIVE SPEAKER

M1001 is a multipurpose two-way full-range speaker system, suitable in a wide range of installations. The compactness, together with the elegant and neutral design with accurate finishing make M1001 suitable for almost any environment and architectural constraint.

- Multimedia Environments
- Conference Halls
- Pubs
- Café
- Foreground Business Music
- Delay Fill
- Place of Worships



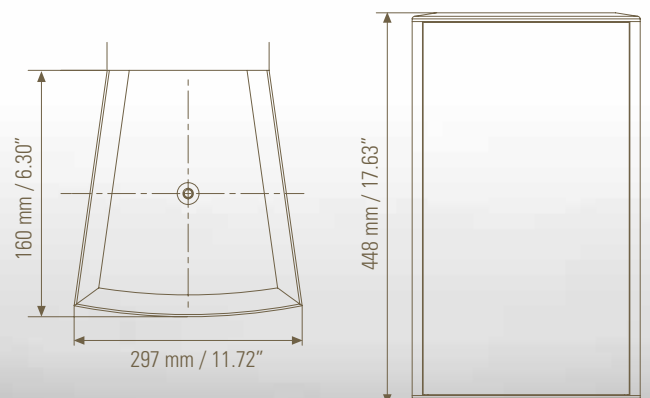
M1001 p/n 130.41.015

- High Quality 2-way passive loudspeaker
- 1 x 10" woofer, vented
- 1 x 1" in driver, on 90°x70° CD horn
- High Power Handling 'Low Impedance Compensated Crossover', with electronic protection for the driver
- 300W AES power handling
- Steel Front Grille with robust double mesh polyester clothing
- Rotatable RCF front logo
- Installation points are available on the rear panel, top and bottom
- All models have a 4-pin EUROBLOCK connector (audio input and parallel link output)

Available mounting accessories allow you to use the M1001 wall or ceiling mounted, with reference to the several possible applications. The M1001 has a controlled dispersion and delivers undistorted SPL value above any expectation from such a compact speaker system.

The M1001 features high sensitivity thanks to the use of oversized magnets and a comfortable sound quality with smooth and wide frequency response performed thanks to the Kapton diaphragm compression driver loaded on a constant directivity horn.

The LICC crossover design includes an electronic protection on high frequency device.



CSI PRODUCT SPECIFICATIONS FOR DESIGNERS, SPECIFIERS, AND CONSULTANTS (ALSO KNOWN AS "A&E SPECIFICATIONS")

The following are "Part 2 Products" CSI-type specifications. It is assumed that "Part 1 General – Administrative and Procedures" and "Part 3 Execution – Installation and Maintenance" are part of an overall audio system or project specification.

PART 2 PRODUCTS

2.01 Approved Manufacturer/Product

A. RCF, Via Raffaello 13, 42124 Mancasale, Reggio Emilia, Italy - B. Model number: M-1001.

2.02 Design

2 way passive speaker - LF Sub-section: 10" woofer, 2.5" voice coil- HF Sub-section: 1" driver, 1.4" voice coil.

2.03 Acoustical Properties

Nominal dispersion angle: Horizontal: 87° - Vertical: 70° - Axial frequency range: 60 Hz - 20 kHz - Axial sensitivity: 97 dB, 1W @ 1m - Applicable power: 300 W RMS - Musical power 600 W - Peak power: 1200 W - Impedance: 8 Ohm.

2.03 Physical Properties

Cabinet: Trapezoidal, 8° angle, 12 mm MDF - Rigging inserts: 8 X M6, 2 X M10 - Color: Black - Grille: Steel, with a robust double mesh polyester clothing - Input connectors: 4-pin EUROBLOCK® - Dimensions (H x W x D): 19.68" x 10.43" x 12.60" - 500 x 265 x 320 mm - Weight: 29.08 lbs - 13.2 Kg.

2.05 Accessories

DX 2006 2 input, 6 output digital processor

AC M1001 H-BR Bracket for horizontal mounting

AC WM-C Bracket for wall mounting

ACOUSTICAL SPECIFICATIONS

FREQUENCY RESPONSE (-10 dB)	65 Hz - 20 kHz
HORIZ. COVERAGE ANGLE (-6 dB)	90°
VERTICAL COVERAGE ANGLE (-6 dB)	70°
DIRECTIVITY FACTOR; Q	10
SYSTEM SENSITIVITY	97 dB , 1W @ 1m (1)
MAX SPL	128 dB, @ 1m
NOMINAL IMPEDANCE	8 Ohm
POWER HANDLING	300 W (2)
PEAK POWER HANDLING	1200 W (2)
RECOMMENDED AMPLIFIER	600 W (2)
PROTECTIONS	Dynamic
CROSSOVER FREQUENCIES	1.7 kHz

TRANSDUCERS

WOOFER	10" (254 mm) woofer 2.5" (63,5 mm) voice coil
IMPEDANCE	8 Ohm
INPUT POWER RATING	250 W AES ; 500 W Peak
SENSITIVITY	97 dB, 1W @ 1m

COMPRESSION DRIVER	1" (25mm) driver 1,4" (35mm) voice coil
IMPEDANCE	8 Ohm
INPUT POWER RATING	25 W AES ; 50 W Peak
SENSITIVITY	106 dB, 1W @ 1m

PHYSICAL

CABINET	Trapezoidal, 8° angle, 12mm MDF
HARDWARE	8 x M6, 2 x M10 (side)
COLOR	Black
GRILLE	Steel, with a robust double mesh polyester clothing
INPUT CONNECTORS	4-pin EUROBLOCK®
DIMENSIONS (H x W x D)	19.68" x 10.43" x 12.60" 500 x 265 x 320 mm
WEIGHT:	29.08 lbs - 13.2 Kg

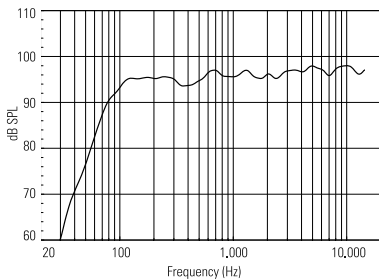
1) Measured on axis in the far field with 1 watt (2.83V RMS, 8 Ohm) input and referenced to 1 meter distance using the inverse square law. Listed sound pressure represents an average from 300 Hz to 3 kHz.  
2) Using 20 Hz to 20 kHz, Pink Noise Spectrum, 2 hours, + 6 dB crest factor, with RMS voltage calculated on speaker minimum impedance.  
3) Recommended Amplifier is a power capability value that should be taken as a guide.

RELATED ACCESSORIES

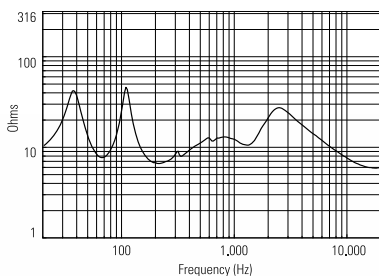
**DX-2006** p.n. 121.35.068  
2 input, 6 output digital processor

**AC M1001 H-BR** p.n. 133.60.234  
Bracket for horizontal mounting

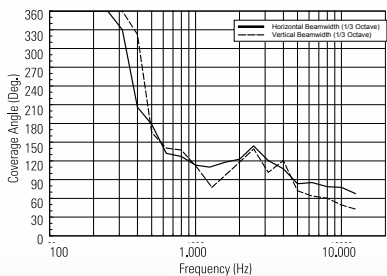
**AC WM-C** p.n. 133.60.199  
Wall mount swivel bracket



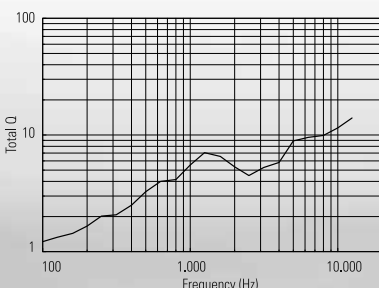
RESPONSE 1W/1m



IMPEDANCE



BEAMWIDTH vs. FREQUENCY



DIRECTIVITY INDEX AND Q

# M1201

## TWO WAY PASSIVE SPEAKER

M1201 is a multipurpose two-way full-range speaker system, suitable in a wide range of installations. The compactness, together with the elegant and neutral design with accurate finishing make M1201 suitable for almost any environment and architectural constraint.

- Multimedia Environments
- Conference Halls
- Pubs
- Café
- Foreground Business Music
- Delay Fill
- Place of Worships



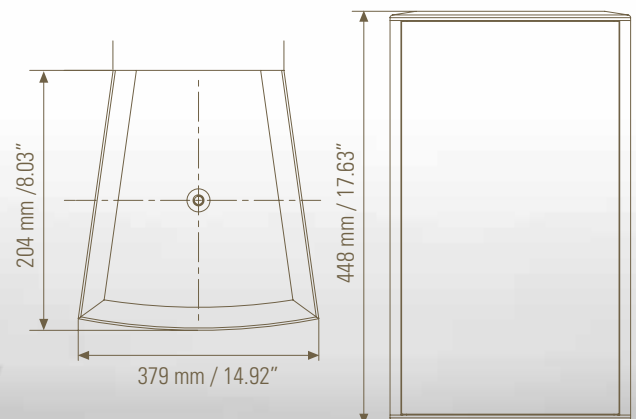
M1201 p/n 130.41.017

- High Quality 2-way passive loudspeaker
- 1 x 12" woofer, vented
- 1 x 1" in driver, on 90°x70° CD horn
- High Power Handling 'Low Impedance Compensated Crossover', with electronic protection for the driver
- 300W AES power handling
- Steel Front Grille with robust double mesh polyester clothing
- Rotatable RCF front logo
- Installation points are available on the rear panel, top and bottom
- All models have a 4-pin EUROBLOCK connector (audio input and parallel link output)

Available mounting accessories allow you to use the M1201 wall or ceiling mounted, with reference to the several possible applications. The M1201 has a controlled dispersion and delivers undistorted SPL value above any expectation from such a compact speaker system.

The M1201 features high sensitivity thanks to the use of oversized magnets and a comfortable sound quality with smooth and wide frequency response performed thanks to the Kapton diaphragm compression driver loaded on a constant directivity horn.

The LICC crossover design includes an electronic protection on high frequency device.





CSI PRODUCT SPECIFICATIONS FOR DESIGNERS, SPECIFIERS, AND CONSULTANTS (ALSO KNOWN AS "A&E SPECIFICATIONS")

The following are "Part 2 Products" CSI-type specifications. It is assumed that "Part 1 General – Administrative and Procedures" and "Part 3 Execution – Installation and Maintenance" are part of an overall audio system or project specification.

PART 2 PRODUCTS

2.01 Approved Manufacturer/Product

A. RCF, Via Raffaello 13, 42124 Mancasale, Reggio Emilia, Italy - B. Model number: M-1201.

2.02 Design

2 way passive speaker - LF Sub-section: 12" woofer, 2.5" voice coil- HF Sub-section: 1" driver, 1.4" voice coil.

2.03 Acoustical Properties

Nominal dispersion angle: Horizontal: 87° - Vertical: 70° - Axial frequency range: 55 Hz - 20 kHz - Axial sensitivity: 98 dB, 1W @ 1m - Applicable power: 300 W RMS - Musical power 600 W - Peak power: 1200 W - Impedance: 8 Ohm.

2.03 Physical Properties

Cabinet: Trapezoidal, 8° angle, 12 mm MDF - Rigging inserts: 8 X M6, 2 X M10 - Color: Black - Grille: Steel, with a robust double mesh polyester clothing - Input connectors: 4-pin EUROBLOCK® - Dimensions (H x W x D): 24.40" x 14.90" x 16.06" - 620 x 379 x 408 mm - Weight: 44.94 lbs - 20.4 Kg.

2.05 Accessories

DX 2006 2 input, 6 output digital processor  
AC M1201 H-BR Bracket for horizontal mounting  
AC WM-C Bracket for wall mounting

**ACOUSTICAL SPECIFICATIONS**

FREQUENCY RESPONSE (-10 dB)	55 Hz - 20 kHz
HORIZ. COVERAGE ANGLE (-6 dB)	90°
VERTICAL COVERAGE ANGLE (-6 dB)	70°
DIRECTIVITY FACTOR; Q	10
SYSTEM SENSITIVITY	98 dB , 1W @ 1m (1)
MAX SPL	129 dB, @ 1m
NOMINAL IMPEDANCE	8 Ohm
POWER HANDLING	300 W (2)
PEAK POWER HANDLING	1200 W (2)
RECOMMENDED AMPLIFIER	600 W (2)
PROTECTIONS	Dynamic
CROSSOVER FREQUENCIES	1.8 kHz

**TRANSDUCERS**

WOOFER	12" (304 mm) woofer 2.5" (63,5 mm) voice coil
IMPEDANCE	8 Ohm
INPUT POWER RATING	250 W AES ; 500 W Peak
SENSITIVITY	97 dB, 1W @ 1m

COMPRESSION DRIVER	1" (25mm) driver 1,4" (35mm) voice coil
IMPEDANCE	8 Ohm
INPUT POWER RATING	25 W AES ; 50 W Peak
SENSITIVITY	106 dB, 1W @ 1m

**PHYSICAL**

CABINET	Trapezoidal, 8° angle, 12mm MDF
HARDWARE	8 x M6, 2 x M10 (side)
COLOR	Black
GRILLE	Steel, with a robust double mesh polyester clothing
INPUT CONNECTORS	4-pin EUROBLOCK®
DIMENSIONS (H x W x D)	24.40" x 14.90" x 16.06" 620 x 379 x 408 mm
WEIGHT:	44.94 lbs - 20.4 Kg

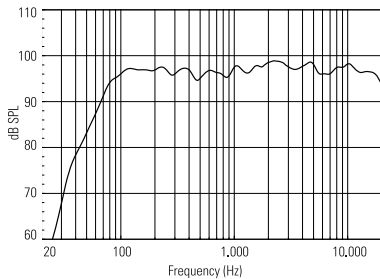
1) Measured on axis in the far field with 1 watt (2.83V RMS, 8 Ohm) input and referenced to 1 meter distance using the inverse square law. Listed sound pressure represents an average from 300 Hz to 3 kHz.  
2) Using 20 Hz to 20 kHz, Pink Noise Spectrum, 2 hours, + 6 dB crest factor, with RMS voltage calculated on speaker minimum impedance.  
3) Recommended Amplifier is a power capability value that should be taken as a guide.

**RELATED ACCESSORIES**

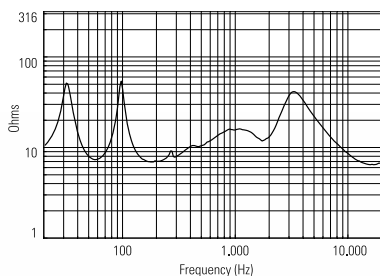
**DX-2006** p.n. 121.35.068  
2 input, 6 output digital processor

**AC M1201 H-BR** p.n. 133.60.187  
Bracket for horizontal mounting

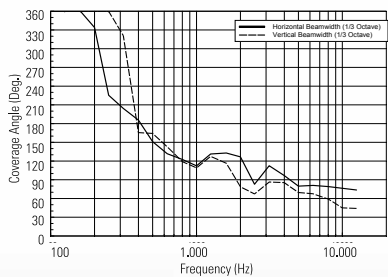
**AC WM-C** p.n. 133.60.199  
Wall mount swivel bracket



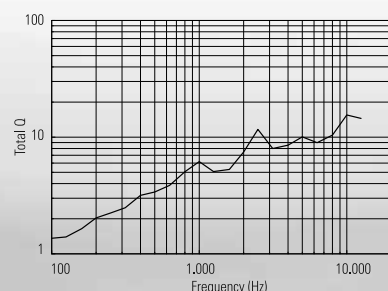
RESPONSE 1W/1m



IMPEDANCE



BEAMWIDTH vs. FREQUENCY



DIRECTIVITY INDEX AND Q

# L2406-T

## THREE WAY COLUMN SPEAKER SYSTEM

The L 2406-T is a full range high intelligibility compact 3 way speaker column array with vertical controlled directivity. Providing very natural and intelligible speech and high quality music reproduction, it is the optimum choice for a variety of fixed applications where the critical acoustical environment or architectural constraints requires to control the vertical acoustic dispersion.

It is equipped with six 5" woofers and four 1" dome tweeter. Its design with central tweeters mounted in front of the two central woofers permits coherent sound dispersion minimizing lobing and keeping the design very compact for a unit of its professional features. The two central woofers behind the tweeters are controlled differently from the other four low frequency transducers, providing a true cardioid column operation and improving the directivity.

- Permanent Installations
- Speech reinforcement
- Transportation halls
- House of worships
- Critical environments
- Auditoriums
- Main Reinforcement in small spaces
- Zone Delay and Fill Systems



L2406-T p/n 130.00.169 (Black) - 130.00.177 (White)

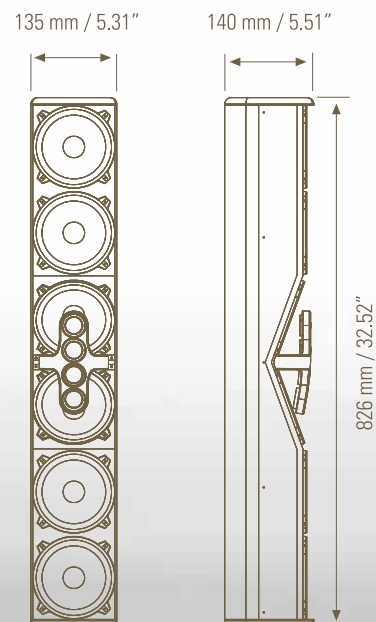
- 6 x 5" woofer, vented
- 4 x 1" in driver
- Controlled dispersion
- Speech enhancer filter
- LICC (Low Impedance Compensated Crossover)
- Built-in wall mounting accessories
- 200W at 8 Ohm; 60W line transformer included

The wide coverage horizontal angle and the controlled vertical dispersion allows correct sound reproduction serving a wide area and assistance in limiting feedback and reverberated sound.

A speech filter can be activated for enhancing the voice frequencies and improving speech intelligibility.

The crossover is designed to avoid secondary lobing creation. Mounting accessories are provided, they have been studied to keep the column as close as possible to the wall and simplify the installation allowing suitable tilting. The L2406-T can be used connected to a low impedance amplifier: In this method it can handle 200W RMS power. It also includes a 60W line transformer for 100V systems.

The crossover is equipped with a circuit to protect the four 1" dome tweeters.



CSI PRODUCT SPECIFICATIONS FOR DESIGNERS, SPECIFIERS, AND CONSULTANTS (ALSO KNOWN AS "A&E SPECIFICATIONS")

The following are "Part 2 Products" CSI-type specifications. It is assumed that "Part 1 General – Administrative and Procedures" and "Part 3 Execution – Installation and Maintenance" are part of an overall audio system or project specification.

PART 2 PRODUCTS

2.01 Approved Manufacturer/Product

A. RCF, Via Raffaello 13, 42124, Reggio Emilia, Italy.- B. Model number: L2406-T

2.02 Design

Configuration Column speaker - LF Sub-section 6 x 5", 1" voice coil - HF Sub-section 4 x 1", 1" voice coil.

2.03 Acoustical Proprieties

Nominal dispersion angle: Horizontal: 150° - Vertical: 30° - Axial frequency range: 100 Hz-20 kHz - Axial sensitivity: 97 dB, 1W @ 1m - Power handling: Applicable power 200 W RMS - Musical power 400 W Peak power 800 W - Nominal impedance: 8 Ohm.

2.04 Physical Properties

Enclosure: Trapezoidal, 45° side angles 9 mm birch plywood construction - Rigging inserts: 4 X M5 inserts - Color: Black, white, scratch resistant paint - Grille: Custom perforated steel grille - Input Connectors: Euroblock - Dimensions (H x W x D): 32.52"x 5.31"x 5.51" - 826 x 135 x 140 mm  
Weight: 25.35 lb - 11.5 Kg.

**ACOUSTICAL SPECIFICATIONS**

FREQUENCY RESPONSE (-10 dB)	100 Hz - 20 kHz
FREQUENCY RESPONSE (-3 dB)	150 Hz - 15 kHz
HORIZ. COVERAGE ANGLE (-6 dB)	150°
VERTICAL COVERAGE ANGLE (-6 dB)	30°
DIRECTIVITY FACTOR; Q	9,25
SYSTEM SENSITIVITY	97 dB , 1W @ 1m (1)
MAX SPL	126 dB, @ 1m
NOMINAL IMPEDANCE	8 Ohm
SELECTABLE POWER 100V	60/30/15/10 Watt
SYSTEM INPUT POWER RATING RMS	300 W <sup>(2)</sup>
SYSTEM INPUT POWER RATING PEAK	1200 W <sup>(2)</sup>
RECOMMENDED AMPLIFIER	600 W <sup>(2)</sup>
HF PROTECTION	Dynamic
CROSSOVER	2,0 kHz

**TRANSDUCERS**

LOW/MID FREQUENCY	6 x 5" (130 mm) woofer with 1" (25 mm) coil
IMPEDANCE	16 Ohm
INPUT POWER RATING	30 W AES ; 60 W Peak
SENSITIVITY	90 dB, 1W @ 1m

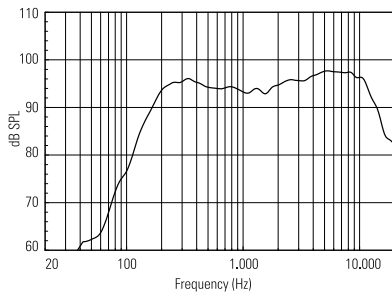
HIGH FREQUENCY	4 x 1" (25mm) throat, 1" (25mm) coil diaphragm assembly
IMPEDANCE	8 Ohm
INPUT POWER RATING	10 W AES ; 20 W Peak
SENSITIVITY	90 dB, 1W @ 1m

**PHYSICAL**

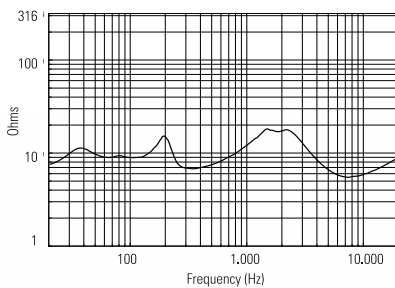
CABINET	Trapezoidal, 45° side angles 9 mm birch plywood construction
HARDWARE	4 X M5
COLOR	Black, white, scratch resistant paint
GRILLE	Custom perforated steel grille
INPUT CONNECTORS	EUROBLOCK®
DIMENSIONS (H x W x D)	32.52"x 5.31"x 5.51" 826 x 135 x 140 mm
WEIGHT:	25.35 lb - 11.5 Kg

1) Measured on axis in the far field with 1 watt (2.83V RMS, 8 Ohm) input and referenced to 1 meter distance using the inverse square law. Listed sound pressure represents an average from 300 Hz to 3 kHz.  
2) Using 20 Hz to 20 kHz, Pink Noise Spectrum, 2 hours, + 6 dB crest factor, with RMS voltage calculated on speaker minimum impedance.  
3) Recommended Amplifier is a power capability value that should be taken as a guide.

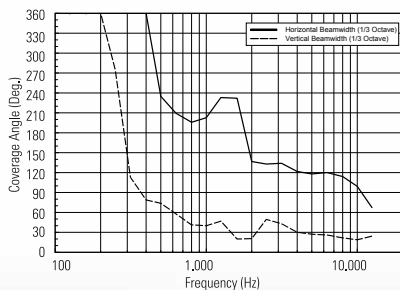
RESPONSE 1W/1m



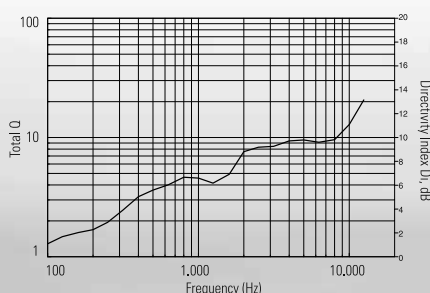
IMPEDANCE



BEAMWIDTH vs. FREQUENCY



DIRECTIVITY INDEX AND Q



# S4012

## BAND-PASS SUBWOOFER

The S4012 high-efficiency Band-pass subwoofer is the ideal bass-frequency extension to complement the RCFACUSTICA Compact series two-way loudspeakers - C3108 & C3110 models. - The low-frequency transducer is an RCF Precision high-power 12" woofer with a 3" inside/outside voice coil to minimize power compression and extend the life of the product.

- Low Frequency Enhancement
- Music Enhancement
- Special Effects Reinforcement
- Entertainment Systems
- Live Music Reinforcement
- Small Club Sound Systems



S4012 p/n 130.00.048 (Black) - 130.00.115 (White)

- 12" high-efficiency RCF Precision 3" voice-coil woofer with Inside/Outside Coil Technology
- Horn reflex loaded woofer
- 124dB maximum sound pressure level
- Response down to 45 Hz
- Rectangular box enclosure with protective metal grille
- 35 mm standard pole mount in top section of cabinet
- Integrated hand carry points

This new woofer design is the result of the latest refinements in RCF experiences in compact active and passive subwoofer design, resulting in a fast and controlled reproduction of the bass frequency range. Using Band-pass loading to the transducer, the subwoofer design ensures an efficient acoustic response down to 45 Hz. The Baltic birch plywood enclosure is painted with black, heavy duty, textured epoxy. The front is protected from a strong powder coated metal grille.

The cabinet features two Neutrik Speakon™ connectors in a recessed input plate. A 35 mm pole mount adaptor is provided in the top of the cabinet, along with integrated hand carry points in the cabinet sides.



CSI PRODUCT SPECIFICATIONS FOR DESIGNERS, SPECIFIERS, AND CONSULTANTS (ALSO KNOWN AS "A&E SPECIFICATIONS")

The following are "Part 2 Products" CSI-type specifications. It is assumed that "Part 1 General – Administrative and Procedures" and "Part 3 Execution – Installation and Maintenance" are part of an overall audio system or project specification.

PART 2 PRODUCTS

2.01 Approved Manufacturer/Product

A. RCF, Via Raffaello 13, 42124, Reggio Emilia, Italy. - B. Model number: S4012.

2.02 Design

Configuration Bandpass subwoofer - LF Sub-section 12" woofer, 3" voice coil.

2.03 Acoustical Properties

Axial frequency range: 45 Hz - 200 Hz - Axial sensitivity: 96 dB, 1W @ 1m - Power handling: Applicable power 400 W RMS - Musical power 800 W - Peak power 1200 W - Nominal impedance: 8 Ohm.

2.04 Physical Properties

Enclosure: Rectangle, 15 mm birch plywood construction - Rigging inserts: Pole mount - Color: Black, white, scratch resistant paint - Grille: Custom perforated steel grille - Input Connectors: 2 X Speakon® NL4. Dimensions (H x W x D): 14.17" x 19.69" x 15.75" - 360 x 500 x 400 mm - Weight: 44 lb - 20 kg

**ACOUSTICAL SPECIFICATIONS**

FREQ. RANGE	45 Hz - 200 Hz
SYSTEM SENSITIVITY	92 dB , 1W @ 1m <sup>(1)</sup>
RATED MAXIMUM SPL	124 dB, @ 1m
SYSTEM NOMINAL IMPEDANCE	8 Ohm
SYSTEM INPUT POWER RATING RMS	400 W <sup>(2)</sup>
SYSTEM INPUT POWER RATING PEAK	1200 W
RECOMMENDED AMPLIFIER	800 W <sup>(3)</sup>

**TRANSDUCERS**

LOW FREQUENCY:	12" (304 mm) woofer with 3" (76 mm) in/out voicecoil
NOMINAL IMPEDANCE:	8 Ohm
PROGRAM POWER:	800 W
POWER HANDLING CAPACITY	400 W
SENSITIVITY:	97 dB, 1W @ 1m

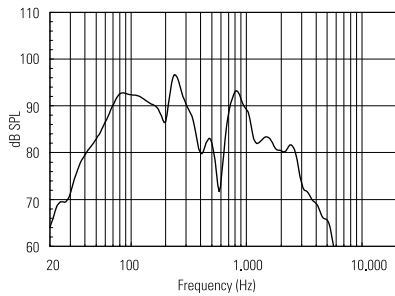
**PHYSICAL**

ENCLOSURE:	Rectangle, 15 mm birch plywood construction
RIGGING INSERTS:	Pole mount
COLOR:	Black, white, scratch resistant paint
GRILLE:	Custom perforated steel grille
INPUT CONNECTORS:	Speakon® NL4
DIMENSIONS (H x W x D):	14.17" x 19.69" x 15.75" 360 x 500 x 400 mm
WEIGHT:	44 lb - 20 Kg

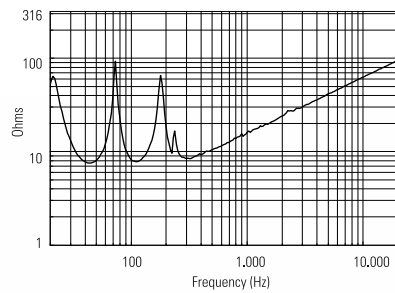
1) Measured on axis in the far field with 1 watt (2.83V RMS, 8 Ohm) input and referenced to 1 meter distance using the inverse square law. Listed sound pressure represents an average from 300 Hz to 3 kHz.

2) Using 20 Hz to 20 kHz, Pink Noise Spectrum, 2 hours, + 6 dB crest factor, with RMS voltage calculated on speaker minimum impedance.

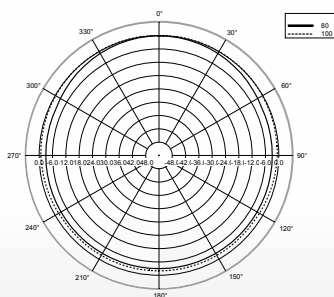
3) Recommended Amplifier is a power capability value that should be taken as a guide.



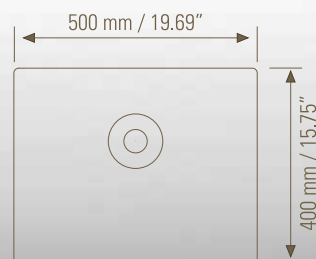
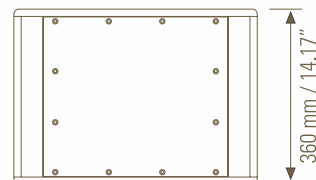
RESPONSE 1W/1m



IMPEDANCE



POLAR PLOT



# S5012

## SUBWOOFER

The S5012 is a vented, high output, compact subwoofer system where the physically small size and impact of a 12-inch driver is desired, and works equally well for portable or install situations. Extending the frequency response of these systems to below 40Hz this highly efficient design is capable of providing output levels normally associated with considerably larger enclosures. A system suited to background music playback in applications ranging from clubs, bars and cafes, right through to theatres and AV presentations. The low-frequency transducer is a 12" woofer with a 2,5" voice coil.

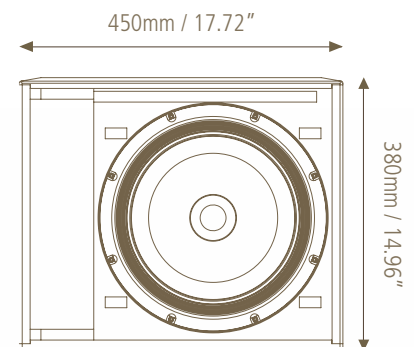
- Low Frequency Enhancement
- Live Music Sound Reinforcement
- Music Enhancement
- AV Presentations
- Entertainment Systems



S 5012 p/n 130.41.018

- 12" high-efficiency 2.5" voice-coil woofer
- 127 dB maximum sound pressure level
- System Power rating 300 Watt RMS
- M20 standard pole mount in top section of cabinet
- Recessed Euroblock Input-Output connectors
- Protective metal grille, polyester fabric coated
- Integrated recessed hand carry points

This new woofer design is the result of the latest refinements in RCF experiences in compact active and passive subwoofer design, resulting in a fast and controlled reproduction of the bass frequency range. It is engineered to complement MEDIA series full-range loudspeakers and is particularly well-suited in high-quality multi-media applications.



CSI PRODUCT SPECIFICATIONS FOR DESIGNERS, SPECIFIERS, AND CONSULTANTS (ALSO KNOWN AS "A&E SPECIFICATIONS")

The following are "Part 2 Products" CSI-type specifications. It is assumed that "Part 1 General – Administrative and Procedures" and "Part 3 Execution – Installation and Maintenance" are part of an overall audio system or project specification.

PART 2 PRODUCTS

2.01 Approved Manufacturer/Product

A. RCF, Via Raffaello 13, 42124, Reggio Emilia, Italy. - B. Model number: S5012

2.02 Design

Configuration Bandpass subwoofer. LF Sub-section 12" woofer, 2.5" voice coil.

2.03 Acoustical Properties

Axial frequency range: 50 Hz - 200 Hz - Axial sensitivity: 96 dB, 1W @ 1m - Power handling: Applicable power 300 W RMS. Musical power 600W - Peak power 1200 W - Nominal impedance: 8 Ohm.

2.04 Physical Properties

Enclosure: Rectangle, 15 mm MDF construction - Rigging inserts: pole mount.

Color: Black, scratch resistant paint - Grille: Steel, with a robust double mesh polyester clothing. Input Connectors: 4-pin EUROBLOCK®.

Dimensions (H x W x D): 14.96" x 17.72" x 16.53" - 380 x 450 x 420 mm

Weight: 40.01 lbs - 18.2 Kg

**ACOUSTICAL SPECIFICATIONS**

FREQ. RANGE (-10 dB):	50 Hz - 200 kHz
SYSTEM SENSITIVITY:	96 dB, 1W @ 1m <sup>(1)</sup>
RATED MAXIMUM SPL:	127 dB, @ 1m
SYSTEM NOMINAL IMPEDANCE:	8 Ohm
SYSTEM INPUT POWER RATING RMS:	300 W <sup>(2)</sup>
SYSTEM INPUT POWER RATING PEAK:	1200 W
RECOMMENDED AMPLIFIER:	600 W <sup>(3)</sup>

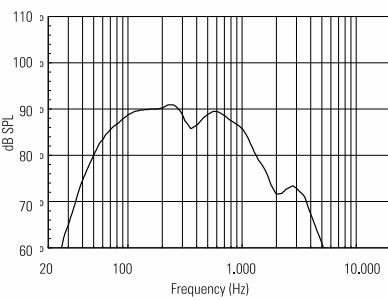
**TRANSDUCERS**

LOW FREQUENCY:	12" (304 mm) woofer 2.5" (63,5 mm) voice coil
NOMINAL IMPEDANCE:	8 Ohm
INPUT POWER RATING:	300 W AES ; 600 W Peak
SENSITIVITY:	96 dB, 1W @ 1m

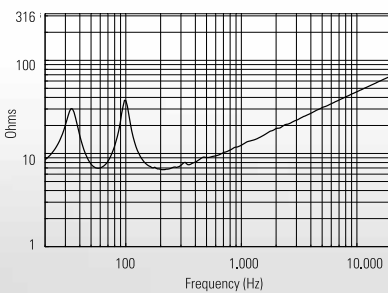
**PHYSICAL**

ENCLOSURE:	Rectangular, 15 mm MDF
RIGGING INSERTS:	Pole mount
COLOR:	Black
GRILLE:	Steel, with a robust double mesh polyester clothing
INPUT CONNECTORS:	4-pin EUROBLOCK®
DIMENSIONS (H x W x D):	14.96" x 17.72" x 16.53" 380 x 450 x 420 mm
WEIGHT:	40.01 lbs - 18.2 Kg

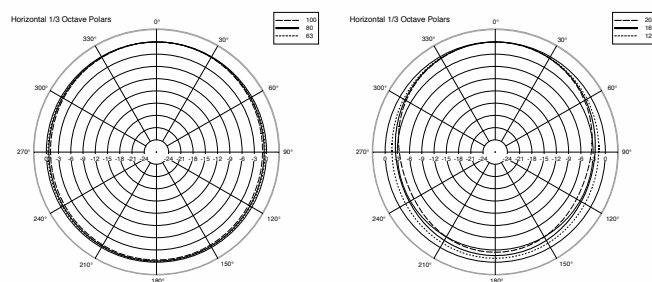
1) Measured on axis in the far field with 1 watt (2.83V RMS, 8 Ohm) input and referenced to 1 meter distance using the inverse square law. Listed sound pressure represents an average from 300 Hz to 3 kHz.  
2) Using 20 Hz to 20 kHz, Pink Noise Spectrum, 2 hours, +6 dB crest factor, with RMS voltage calculated on speaker minimum impedance.  
3) Recommended Amplifier is a power capability value that should be taken as a guide.



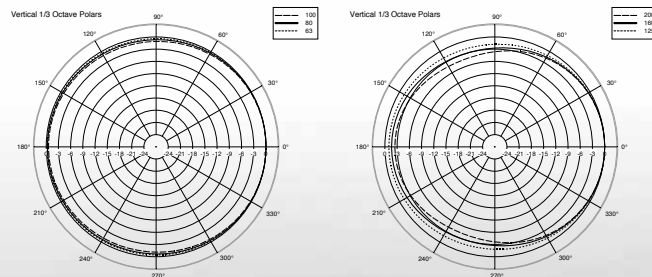
RESPONSE 1W/1m



IMPEDANCE



POLAR PLOT



# S5020

## SUBWOOFER

The S5020 is a vented, high output, compact subwoofer system where the physically small size and impact of a dual 10-inch driver is desired, and works equally well for portable or install situations. Extending the frequency response of these systems to below 40Hz this highly efficient design is capable of providing output levels normally associated with considerably larger enclosures.

- Low Frequency Enhancement
- Live Music Sound Reinforcement
- Music Enhancement
- AV Presentations
- Entertainment Systems

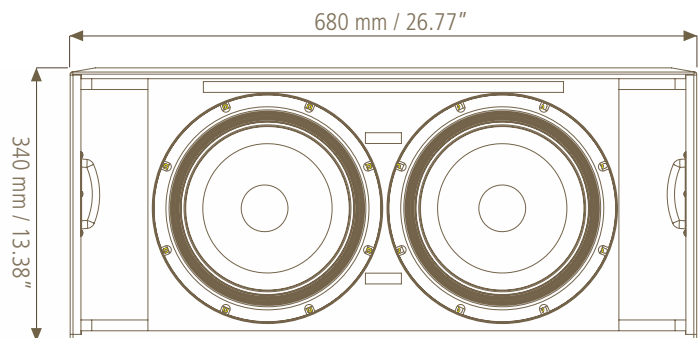


S 5020 p/n 130.41.019

- 2 x 10" high-efficiency 2.5" voice-coil woofer
- 130 dB maximum sound pressure level
- System Power rating 500 Watt RMS
- M20 standard pole mount in top section of cabinet
- Recessed Euroblock Input-Output connectors
- Protective metal grille, polyester fabric coated
- Integrated recessed hand carry points

A system suited to background music playback in applications ranging from clubs, bars and cafes, right through to theatres and AV presentations. The low-frequency transducers are dual 10" woofer with a 2,5" voice coil.

This new woofer design is the result of the latest refinements in RCF experiences in compact active and passive subwoofer design, resulting in a fast and controlled reproduction of the bass frequency range. It is engineered to complement MEDIA series full-range loudspeakers and is particularly well-suited in high-quality multi-media applications.





CSI PRODUCT SPECIFICATIONS FOR DESIGNERS, SPECIFIERS, AND CONSULTANTS (ALSO KNOWN AS "A&E SPECIFICATIONS")

The following are "Part 2 Products" CSI-type specifications. It is assumed that "Part 1 General – Administrative and Procedures" and "Part 3 Execution – Installation and Maintenance" are part of an overall audio system or project specification.

PART 2 PRODUCTS

2.01 Approved Manufacturer/Product

A. RCF, Via Raffaello 13, 42124, Reggio Emilia, Italy. - B. Model number: S5020

2.02 Design

Configuration Bandpass subwoofer. LF Sub-section 2 x 10" woofer, 2.5" voice coil.

2.03 Acoustical Properties

Axial frequency range: 50 Hz - 200 Hz - Axial sensitivity: 98 dB, 1W @ 1m - Power handling: Applicable power 500 W RMS. Musical power 1000W - Peak power 2000 W - Nominal impedance: 4 Ohm.

2.04 Physical Properties

Enclosure: Rectangle, 15 mm MDF construction - Rigging inserts: pole mount.

Color: Black, scratch resistant paint - Grille: Steel, with a robust double mesh polyester clothing. Input Connectors: 4-pin EUROBLOCK®.

Dimensions (H x W x D): 13.38" x 26.77" x 16.53" - 340 x 680 x 420 mm

Weight: 62.12 lbs - 28.2 Kg

**ACOUSTICAL SPECIFICATIONS**

FREQ. RANGE (-10 dB):	50 Hz - 200 kHz
SYSTEM SENSITIVITY:	98 dB, 1W @ 1m <sup>(1)</sup>
RATED MAXIMUM SPL:	130 dB, @ 1m
SYSTEM NOMINAL IMPEDANCE:	4 Ohm
SYSTEM INPUT POWER RATING RMS:	500 W <sup>(2)</sup>
SYSTEM INPUT POWER RATING PEAK:	2000 W
RECOMMENDED AMPLIFIER:	1000 W <sup>(3)</sup>

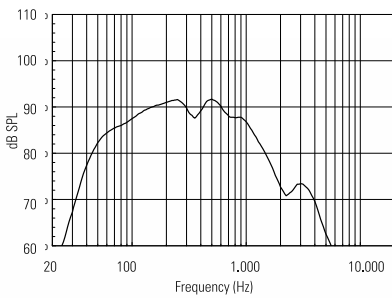
**TRANSDUCERS**

LOW FREQUENCY:	2 x 10" (254 mm) woofer 2.5" (63,5 mm) voice coil
NOMINAL IMPEDANCE:	8 Ohm
INPUT POWER RATING:	250 W AES ; 500 W Peak
SENSITIVITY:	95 dB, 1W @ 1m

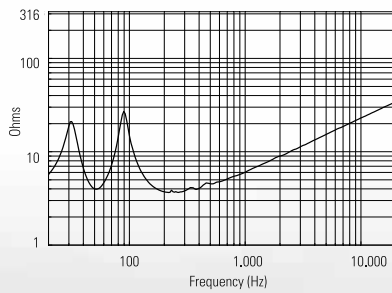
**PHYSICAL**

ENCLOSURE:	Rectangular, 15 mm MDF
RIGGING INSERTS:	Pole mount
COLOR:	Black
GRILLE:	Steel, with a robust double mesh polyester clothing
INPUT CONNECTORS:	4-pin EUROBLOCK®
DIMENSIONS (H x W x D):	13.38" x 26.77" x 16.53" 340 x 680 x 420 mm
WEIGHT:	62.12 lbs - 28.2 Kg

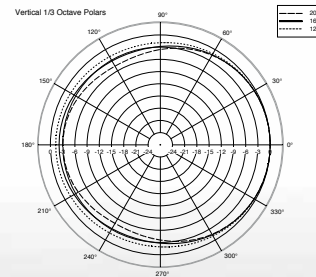
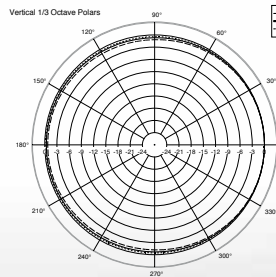
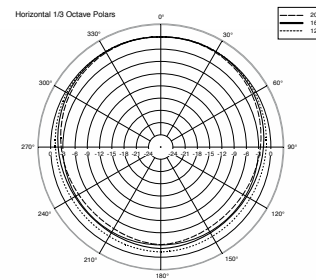
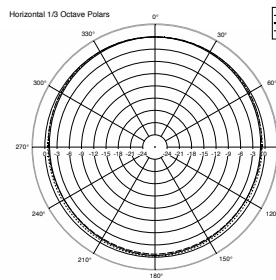
1) Measured on axis in the far field with 1 watt (2.83V RMS, 8 Ohm) input and referenced to 1 meter distance using the inverse square law. Listed sound pressure represents an average from 300 Hz to 3 kHz.  
2) Using 20 Hz to 20 kHz, Pink Noise Spectrum, 2 hours, + 6 dB crest factor, with RMS voltage calculated on speaker minimum impedance.  
3) Recommended Amplifier is a power capability value that should be taken as a guide.



RESPONSE 1W/1m



IMPEDANCE



POLAR PLOT

# S5022

## SUBWOOFER

The S5022 is a vented, high output, compact subwoofer system where the physically small size and impact of a dual 10-inch driver is desired, and works equally well for portable or install situations. Extending the frequency response of these systems to below 40Hz this highly efficient design is capable of providing output levels normally associated with considerably larger enclosures. A system suited to background music playback in applications ranging from clubs, bars and cafes, right through to theatres and for AV presentations.

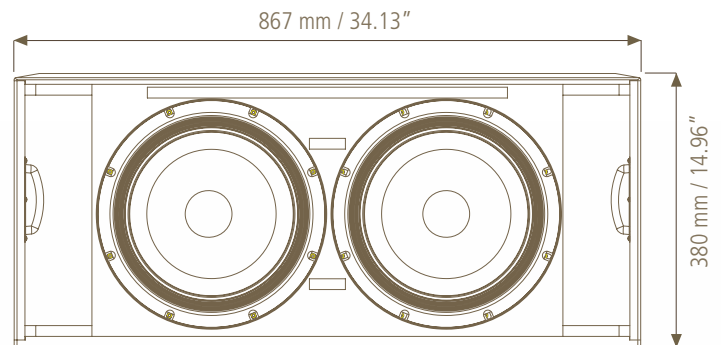
- Low Frequency Enhancement
- Live Music Sound Reinforcement
- Music Enhancement
- AV Presentations
- Entertainment Systems



S 5022 p/n 130.41.020

- 2 x 12" high-efficiency 2.5" voice-coil woofer
- 133 dB maximum sound pressure level
- System Power rating 600 Watt RMS
- M20 standard pole mount in top section of cabinet
- Recessed Euroblock Input-Output connectors
- Protective metal grille, polyester fabric coated
- Integrated recessed hand carry points

The low-frequency transducers are dual 12" woofer with a 2,5" voice coil. This new woofer design is the result of the latest refinements in RCF experiences in compact active and passive subwoofer design, resulting in a fast and controlled reproduction of the bass frequency range. It is engineered to complement MEDIA series full-range loudspeakers and is particularly well-suited in high-quality multi-media applications.



CSI PRODUCT SPECIFICATIONS FOR DESIGNERS, SPECIFIERS, AND CONSULTANTS (ALSO KNOWN AS "A&E SPECIFICATIONS")

The following are "Part 2 Products" CSI-type specifications. It is assumed that "Part 1 General – Administrative and Procedures" and "Part 3 Execution – Installation and Maintenance" are part of an overall audio system or project specification.

PART 2 PRODUCTS

2.01 Approved Manufacturer/Product

A. RCF, Via Raffaello 13, 42124, Reggio Emilia, Italy. - B. Model number: S5022

2.02 Design

Configuration Bandpass subwoofer. LF Sub-section 2 x 12" woofer, 2.5" voice coil.

2.03 Acoustical Properties

Axial frequency range: 50 Hz - 200 Hz - Axial sensitivity: 99 dB, 1W @ 1m - Power handling: Applicable power 600 W RMS. Musical power 1200W - Peak power 2400 W - Nominal impedance: 4 Ohm.

2.04 Physical Properties

Enclosure: Rectangle, 15 mm MDF construction - Rigging inserts: pole mount.

Color: Black, scratch resistant paint - Grille: Steel, with a robust double mesh polyester clothing. Input Connectors: 4-pin EUROBLOCK®.

Dimensions (H x W x D): 14.96" x 34.13" x 16.53" - 380 x 867 x 420 mm

Weight: 73.14 lbs - 33.2 Kg

**ACOUSTICAL SPECIFICATIONS**

FREQ. RANGE (-10 dB):	50 Hz - 200 kHz
SYSTEM SENSITIVITY:	99 dB, 1W @ 1m <sup>(1)</sup>
RATED MAXIMUM SPL:	133 dB, @ 1m
SYSTEM NOMINAL IMPEDANCE:	4 Ohm
SYSTEM INPUT POWER RATING RMS:	600 W <sup>(2)</sup>
SYSTEM INPUT POWER RATING PEAK:	2400 W
RECOMMENDED AMPLIFIER:	1200 W <sup>(3)</sup>

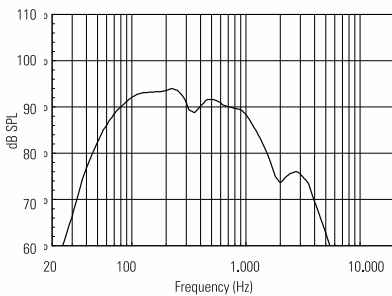
**TRANSDUCERS**

LOW FREQUENCY:	2 x 12" (304 mm) woofer 2.5" (63,5 mm) voice coil
NOMINAL IMPEDANCE:	8 Ohm
INPUT POWER RATING:	300 W AES ; 600 W Peak
SENSITIVITY:	96 dB, 1W @ 1m

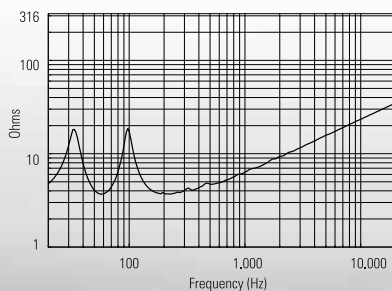
**PHYSICAL**

ENCLOSURE:	Rectangular, 15 mm MDF
RIGGING INSERTS:	Pole mount
COLOR:	Black
GRILLE:	Steel, with a robust double mesh polyester clothing
INPUT CONNECTORS:	4-pin EUROBLOCK®
DIMENSIONS (H x W x D):	14.96" x 34.13" x 16.53" 380 x 867 x 420 mm
WEIGHT:	73.14 lbs - 33.2 Kg

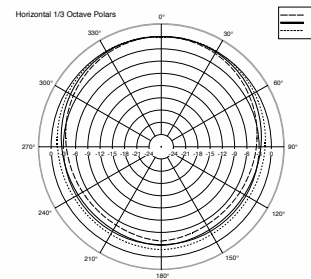
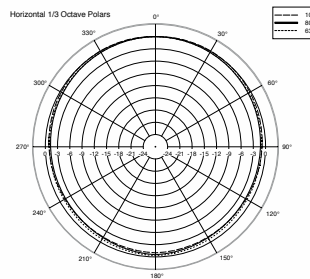
1) Measured on axis in the far field with 1 watt (2.83V RMS, 8 Ohm) input and referenced to 1 meter distance using the inverse square law. Listed sound pressure represents an average from 300 Hz to 3 kHz.  
2) Using 20 Hz to 20 kHz, Pink Noise Spectrum, 2 hours, + 6 dB crest factor, with RMS voltage calculated on speaker minimum impedance.  
3) Recommended Amplifier is a power capability value that should be taken as a guide.



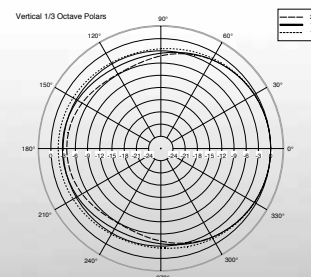
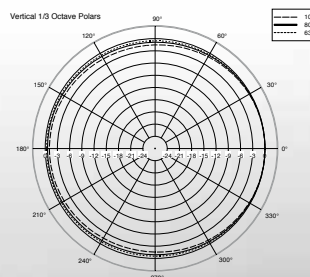
RESPONSE 1W/1m



IMPEDANCE



POLAR PLOT



# S8015 LP

## BAND-PASS SUBWOOFER

The S8015 LP is an extremely compact, high output, band-pass subwoofer able to deliver tight and fast controlled bass response.

The new high power high sensitivity 15" woofer is the result of the latest RCF experience in sub-bass transducers and compact subwoofer design and manufacturing.

- Low Frequency Enhancement
- Club-Bar Bass Enhancement
- Special Effects Reinforcement
- Live Music Reinforcement
- Small and Mid Club Sound Systems
- Under-sofa and under-stage constraints
- Auditoriums
- AV presentations
- Retail stores



S8015 LP p/n 130.00.168

- 15" high-efficiency RCF Precision 4" voice-coil woofer with Inside/
- Outside Coil Technology
- Bandpass woofer
- 135dB maximum sound pressure level
- Response down to 43 Hz
- Rectangular box enclosure

S8015 LP is a compact versatile high output sub-bass enclosure delivering extended low frequencies. The band-pass configuration offers a significant acoustic impact.

Resulting in a fast and controlled reproduction of the bass frequency range. Featuring a 4" inside/outside voice coil to minimize power compression, extending the life of the device. It is capable of a power of 1kW RMS and able to deliver a MAX SPL in excess of 135 dB. The loudspeaker enclosure shape is unobtrusive rectangular low-profile to be used under-sofa or under limited height stages; the cabinet is constructed of multi-ply baltic birch plywood and finished in a very resistant, textured, black paint, rubber feet are also installed.



CSI PRODUCT SPECIFICATIONS FOR DESIGNERS, SPECIFIERS, AND CONSULTANTS (ALSO KNOWN AS "A&E SPECIFICATIONS")

The following are "Part 2 Products" CSI-type specifications. It is assumed that "Part 1 General – Administrative and Procedures" and "Part 3 Execution – Installation and Maintenance" are part of an overall audio system or project specification.

PART 2 PRODUCTS

2.01 Approved Manufacturer/Product

A. RCF, Via Raffaello 13, 42124, Reggio Emilia, Italy. - B. Model number: S8015.

2.02 Design

Configuration Bandpass subwoofer - LF Sub-section 15" woofer, 4" voice coil.

2.03 Acoustical Properties

Axial frequency range: 43 Hz - 250 Hz - Axial sensitivity: 99 dB, 1W @ 1m - Power handling: Applicable power 800 W RMS - Musical power 1500 W - Peak power 2400 W - Nominal impedance: 8 Ohm.

2.04 Physical Properties

Enclosure: Rectangle, 15 mm birch plywood construction - Color: Black, scratch resistant paint -

Input Connectors: 2 X Speakon® NL4. Dimensions (H x W x D): 12.20" x 35.43" x 14.96" - 310 x 900 x 380 mm - Weight: 51.58 lb - 23.4 kg

**ACOUSTICAL SPECIFICATIONS**

FREQ. RANGE	43 Hz - 250 Hz
SYSTEM SENSITIVITY	99 dB , 1W @ 1m <sup>(1)</sup>
RATED MAXIMUM SPL	135 dB, @ 1m
SYSTEM NOMINAL IMPEDANCE	8 Ohm
SYSTEM INPUT POWER RATING RMS	800 W <sup>(2)</sup>
SYSTEM INPUT POWER RATING PEAK	2400 W
RECOMMENDED AMPLIFIER	1500 W <sup>(3)</sup>

**TRANSDUCERS**

LOW FREQUENCY:	15" (381 mm) woofer with 4" (100 mm) in/out voicecoil
NOMINAL IMPEDANCE:	8 Ohm
PROGRAM POWER:	1800 W
POWER HANDLING CAPACITY	900 W
SENSITIVITY:	97 dB, 1W @ 1m

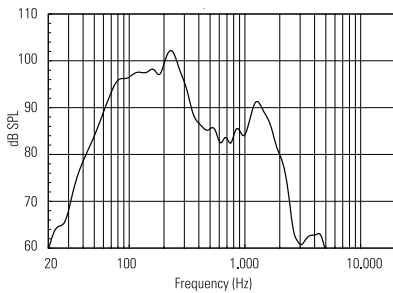
**PHYSICAL**

ENCLOSURE:	Rectangle, 15 mm birch plywood construction
RIGGING INSERTS:	Pole mount
COLOR:	Black, scratch resistant paint
GRILLE:	Custom perforated steel grille
INPUT CONNECTORS:	Speakon® NL4
DIMENSIONS (H x W x D):	12.20" x 35.43" x 14.96" 310 x 900 x 380 mm
WEIGHT:	51.58 lb - 23.4 Kg

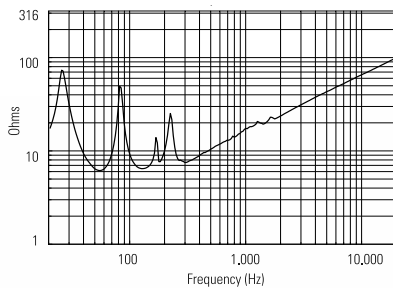
1) Measured on axis in the far field with 1 watt (2.83V RMS, 8 Ohm) input and referenced to 1 meter distance using the inverse square law. Listed sound pressure represents an average from 300 Hz to 3 kHz.

2) Using 20 Hz to 20 kHz, Pink Noise Spectrum, 2 hours, + 6 dB crest factor, with RMS voltage calculated on speaker minimum impedance.

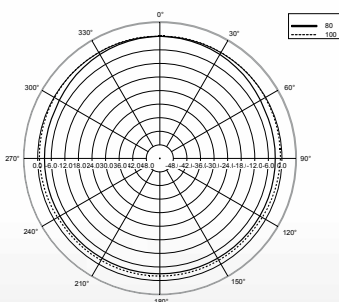
3) Recommended Amplifier is a power capability value that should be taken as a guide.



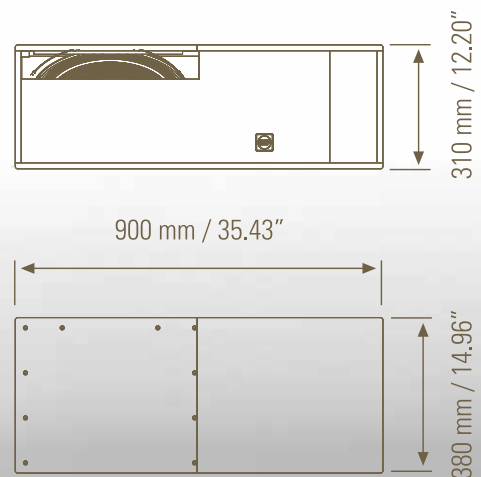
RESPONSE 1W/1m



IMPEDANCE



POLAR PLOT



# S 8015 II

## SUBWOOFER

The S8015 II is a compact, high-output, bass reflex subwoofer. The system is equipped with an advanced, hypervented 15" RCF precision woofers. It features massive ceramic magnet and high excursion 4" copper voice coil. The cabinet is designed to achieve tight and maximised output.

The system is able to produce a Max SPL of 133 dB and handles 1000 Watts AES.

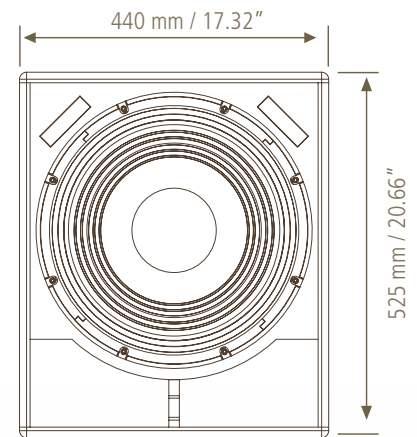
The loudspeaker enclosure shape is rectangular and the cabinet is constructed of multi-ply Baltic birch plywood and finished in a very resistant, textured, polyurethane black paint. It features a M20 pole-mount receptacle, rubber feet, 2 x recessed handles. The front steel grille is epoxy powder coated.

- Low Frequency Enhancement
- Special Effects Reinforcement
- Live Music Sound Reinforcement
- Small and Mid Club Sound Systems
- Entertainment Systems
- Live Music Reinforcement



S 8015 II p/n 130.00.398

- 15" high-efficiency 4.0" voice-coil woofer with Inside/Outside Coil Technology
- 133 dB maximum sound pressure level
- Response down to 35 Hz
- System Power rating 1000 Watt RMS
- M20 standard pole mount in top section of cabinet
- Baltic Birch cabinet painted with black, heavy duty, textured epoxy
- Recessed Speakon NL4 Input/Output
- Protective metal grille, polyester fabric coated
- Integrated recessed hand carry points



CSI PRODUCT SPECIFICATIONS FOR DESIGNERS, SPECIFIERS, AND CONSULTANTS (ALSO KNOWN AS "A&E SPECIFICATIONS")

The following are "Part 2 Products" CSI-type specifications. It is assumed that "Part 1 General – Administrative and Procedures" and "Part 3 Execution – Installation and Maintenance" are part of an overall audio system or project specification.

PART 2 PRODUCTS

2.01 Approved Manufacturer/Product

A. RCF, Via Raffaello 13, 42124, Reggio Emilia, Italy. - B. Model number: S8015II

2.02 Design

Configuration Bandpass subwoofer. LF Sub-section 15" woofer, 4" voice coil.

2.03 Acoustical Properties

Axial frequency range: 35 Hz - 200 Hz - Axial sensitivity: 98 dB, 1W @ 1m - Power handling: Applicable power 1000 W RMS. Musical power 2000 W - Peak power 4000 W - Nominal impedance: 8 Ohm.

2.04 Physical Properties

Enclosure: Rectangle, 15 mm birch plywood construction - Rigging inserts: M20, Recessed side handles.

Color: Black, scratch resistant paint - Grille: Custom perforated 2 mm steel grille.

Input Connectors: NL4 SPEAKON®.

Dimensions (H x W x D): 20.66" x 17.32" x 24.21" - 525 x 440 x 615 mm

Weight: 74.8 lbs - 34 Kg

**ACOUSTICAL SPECIFICATIONS**

FREQ. RANGE (-10 dB):	35 Hz - 200 kHz
SYSTEM SENSITIVITY:	98 dB, 1W @ 1m <sup>(1)</sup>
RATED MAXIMUM SPL:	133 dB, @ 1m
SYSTEM NOMINAL IMPEDANCE:	8 Ohm
SYSTEM INPUT POWER RATING RMS:	1000 W <sup>(2)</sup>
SYSTEM INPUT POWER RATING PEAK:	4000 W
RECOMMENDED AMPLIFIER:	2000 W <sup>(3)</sup>
RECOMMENDED CROSSOVER:	100 Hz

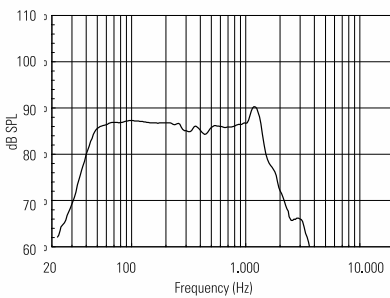
**TRANSDUCERS**

LOW FREQUENCY:	15" woofer 4.0" voice coil
NOMINAL IMPEDANCE:	8 Ohm
INPUT POWER RATING:	1000 W AES ; 4000 W Peak
SENSITIVITY:	98 dB, 1W @ 1m

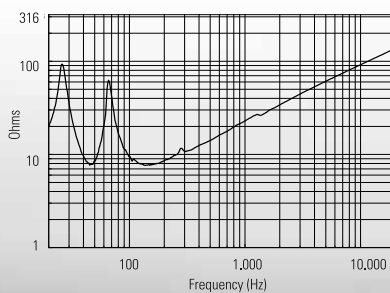
**PHYSICAL**

MATERIAL:	Black epoxy coating
HARDWARE:	M20, Recessed side handles
COLOR:	Black
GRILLE:	Custom perforated 2 mm steel grille
INPUT CONNECTORS:	NL4 SPEAKON®
DIMENSIONS (H x W x D):	20.66" x 17.32" x 24.21" 525 x 440 x 615 mm
WEIGHT:	74.8 lbs - 34 Kg

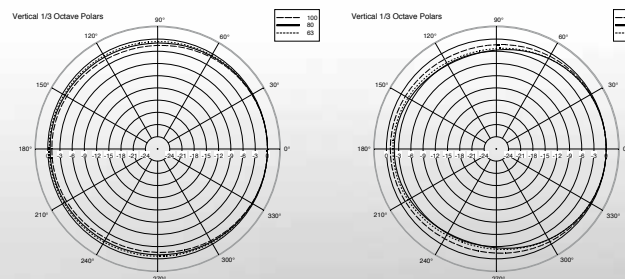
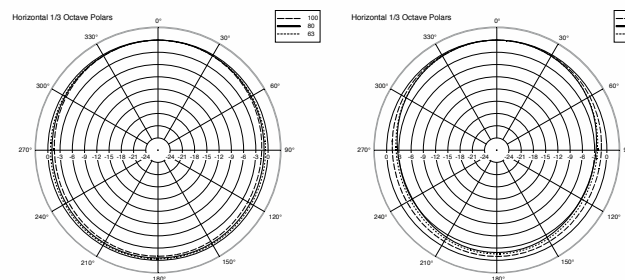
1) Measured on axis in the far field with 1 watt (2.83V RMS, 8 Ohm) input and referenced to 1 meter distance using the inverse square law. Listed sound pressure represents an average from 300 Hz to 3 kHz.  
2) Using 20 Hz to 20 kHz, Pink Noise Spectrum, 2 hours, + 6 dB crest factor, with RMS voltage calculated on speaker minimum impedance.  
3) Recommended Amplifier is a power capability value that should be taken as a guide.



RESPONSE 1W/1m



IMPEDANCE



POLAR PLOT

# S 8018 II

## SUBWOOFER

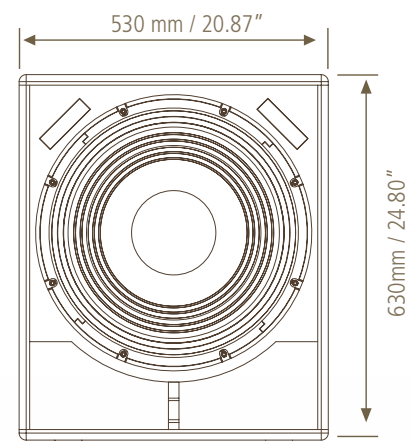
The S8018 II high-efficiency subwoofer is the ideal low-frequency extension to complement RCF installed systems. The low-frequency transducer is a hypervented vented, high excursion RCF Precision 18" woofer with a 4" inside/outside voice coil to minimize power compression and extend the life of the product. Using bass-reflex loading the subwoofer design ensures an efficient acoustic response down to 30 Hz. The Baltic birch plywood enclosure is painted with black, heavy duty, textured epoxy. The front is protected by a strong powder coated metal grille. The cabinet features two Neutrik Speakon™ connectors in a recessed input plate. A M20 pole mount adaptor is provided on the top of the cabinet, integrated hand carry points on the cabinet sides.

- Low Frequency Enhancement
- Live Music Reinforcement
- Music Enhancement
- Special Effects Reinforcement
- Entertainment Systems
- Mid to Large Club Sound Systems



S 8018 II p/n 130.00.390

- 18" high-efficiency 4.0" voice-coil woofer with Inside/Outside Coil Technology
- 137 dB maximum sound pressure level
- Response down to 30 Hz
- System Power rating 1500 Watt RMS
- M20 standard pole mount in top section of cabinet
- Baltic Birch cabinet painted with black, heavy duty, textured epoxy
- Recessed Speakon NL4 Input/Output
- Protective metal grille, polyester fabric coated
- Integrated recessed hand carry points





CSI PRODUCT SPECIFICATIONS FOR DESIGNERS, SPECIFIERS, AND CONSULTANTS (ALSO KNOWN AS "A&E SPECIFICATIONS")

The following are "Part 2 Products" CSI-type specifications. It is assumed that "Part 1 General – Administrative and Procedures" and "Part 3 Execution – Installation and Maintenance" are part of an overall audio system or project specification.

PART 2 PRODUCTS

2.01 Approved Manufacturer/Product

A. RCF, Via Raffaello 13, 42124, Reggio Emilia, Italy. - B. Model number: S8018II

2.02 Design

Configuration Bandpass subwoofer. LF Sub-section 18" woofer, 4" voice coil.

2.03 Acoustical Properties

Axial frequency range: 30 Hz - 200 Hz - Axial sensitivity: 100 dB, 1W @ 1m - Power handling: Applicable power 1500 W RMS. Musical power 3000 W - Peak power 6000 W - Nominal impedance: 8 Ohm.

2.04 Physical Properties

Enclosure: Rectangle, 15 mm birch plywood construction - Rigging inserts: M20, Recessed side handles.

Color: Black, scratch resistant paint - Grille: Custom perforated 2 mm steel grille.

Input Connectors: NL4 SPEAKON®.

Dimensions (H x W x D): 24.80" x 20.87" x 30.31" - 630 x 530 x 770 mm

Weight: 94.6 lbs - 43 Kg

**ACOUSTICAL SPECIFICATIONS**

FREQ. RANGE (-10 dB):	30 Hz - 200 kHz
SYSTEM SENSITIVITY:	100 dB, 1W @ 1m <sup>(1)</sup>
RATED MAXIMUM SPL:	137 dB, @ 1m
SYSTEM NOMINAL IMPEDANCE:	8 Ohm
SYSTEM INPUT POWER RATING RMS:	1500 W <sup>(2)</sup>
SYSTEM INPUT POWER RATING PEAK:	6000 W
RECOMMENDED AMPLIFIER:	3000 W <sup>(3)</sup>
RECOMMENDED CROSSOVER:	100 Hz

**TRANSDUCERS**

LOW FREQUENCY:	18" woofer 4.0" voice coil
NOMINAL IMPEDANCE:	8 Ohm
INPUT POWER RATING:	1500 W AES ; 6000 W Peak
SENSITIVITY:	100 dB, 1W @ 1m

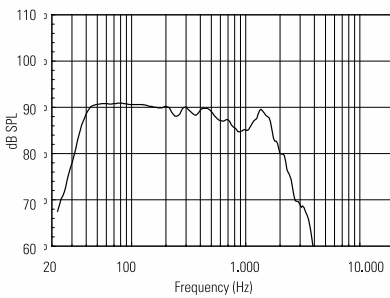
**PHYSICAL**

MATERIAL:	Black epoxy coating
HARDWARE:	M20, Recessed side handles
COLOR:	Black
GRILLE:	Custom perforated 2 mm steel grille
INPUT CONNECTORS:	NL4 SPEAKON®
DIMENSIONS (H x W x D):	24.80" x 20.87" x 30.31" 630 x 530 x 770 mm
WEIGHT:	94.6 lbs - 43 Kg

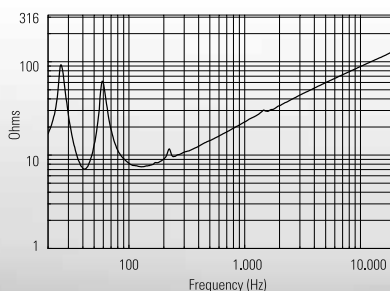
1) Measured on axis in the far field with 1 watt (2.83V RMS, 8 Ohm) input and referenced to 1 meter distance using the inverse square law. Listed sound pressure represents an average from 300 Hz to 3 kHz.

2) Using 20 Hz to 20 kHz, Pink Noise Spectrum, 2 hours, + 6 dB crest factor, with RMS voltage calculated on speaker minimum impedance.

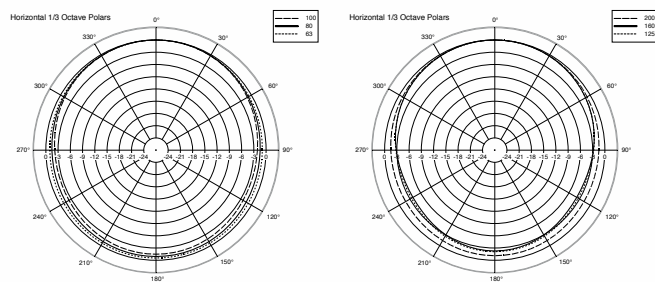
3) Recommended Amplifier is a power capability value that should be taken as a guide.



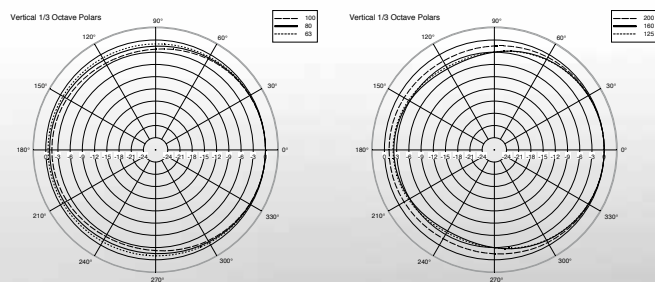
RESPONSE 1W/1m



IMPEDANCE



POLAR PLOT



# S 8028 II

## SUBWOOFER

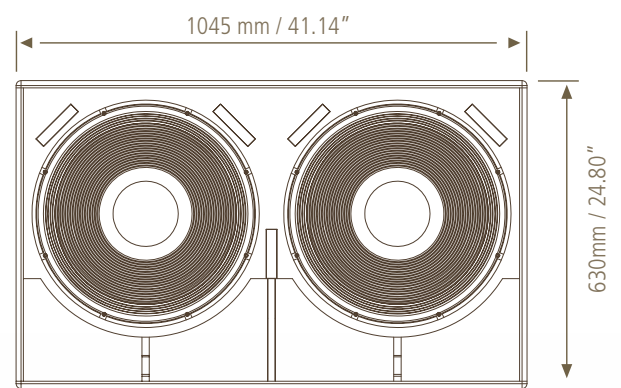
The S8028 II is a very high-output, high power bass reflex subwoofer. The system is equipped with two advanced, hypervented 18" RCF precision woofers mounted in a bass reflex configuration. The cabinet design is optimised to achieve tight and maximised output. Each 18" features massive vented magnets and 4" copper voice coil and represents the state of the art of RCF precision transducers technology. The system is able to produce a Max SPL of 141 dB and handles 3000 Watts AES. The cabinet features two Neutrik Speakon™ connectors in a recessed input plate. A M20 pole mount adaptor is provided on the top of the cabinet.

- Low Frequency Enhancement
- Live Music Sound Reinforcement
- Music Enhancement
- Special Effects Sound Reinforcement
- Entertainment Systems
- Large Club Sound Systems



S 8028 II p/n 130.00.391

- 2 x 18" high-efficiency 4.0" voice-coil woofer with Inside/Outside Coil Technology
- 141 dB maximum sound pressure level
- Response down to 30 Hz
- System Power rating 3000 Watt RMS
- M20 standard pole mount in top section of cabinet
- Baltic Birch cabinet painted with black, heavy duty, textured epoxy
- Recessed Speakon NL4 Input/Output
- Protective metal grille, polyester fabric coated
- Integrated recessed hand carry points



CSI PRODUCT SPECIFICATIONS FOR DESIGNERS, SPECIFIERS, AND CONSULTANTS (ALSO KNOWN AS "A&E SPECIFICATIONS")

The following are "Part 2 Products" CSI-type specifications. It is assumed that "Part 1 General – Administrative and Procedures" and "Part 3 Execution – Installation and Maintenance" are part of an overall audio system or project specification.

PART 2 PRODUCTS

2.01 Approved Manufacturer/Product

A. RCF, Via Raffaello 13, 42124, Reggio Emilia, Italy. - B. Model number: S8028II

2.02 Design

Configuration Bandpass subwoofer. LF Sub-section 18" woofer, 4" voice coil.

2.03 Acoustical Properties

Axial frequency range: 30 Hz - 200 Hz - Axial sensitivity: 101 dB, 1W @ 1m - Power handling: Applicable power 3000 W RMS. Musical power 6000 W - Peak power 12000 W - Nominal impedance: 4 Ohm.

2.04 Physical Properties

Enclosure: Rectangle, 15 mm birch plywood construction - Rigging inserts: M20, Recessed side handles.

Color: Black, scratch resistant paint - Grille: Custom perforated 2 mm steel grille.

Input Connectors: NL4 SPEAKON®.

Dimensions (H x W x D): 24.80" x 41.14" x 30.31" - 630 x 1045 x 770 mm

Weight: 176 lbs - 80 Kg

**ACOUSTICAL SPECIFICATIONS**

FREQ. RANGE (-10 dB):	30 Hz - 200 kHz
SYSTEM SENSITIVITY:	101 dB, 1W @ 1m <sup>(1)</sup>
RATED MAXIMUM SPL:	141 dB, @ 1m
SYSTEM NOMINAL IMPEDANCE:	4 Ohm
SYSTEM INPUT POWER RATING RMS:	3000 W <sup>(2)</sup>
SYSTEM INPUT POWER RATING PEAK:	12000 W
RECOMMENDED AMPLIFIER:	6000 W <sup>(3)</sup>
RECOMMENDED CROSSOVER:	100 Hz

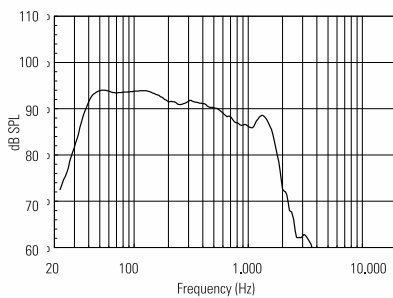
**TRANSDUCERS**

LOW FREQUENCY:	2 x 18" woofer 4.0" voice coil
NOMINAL IMPEDANCE:	8 Ohm
INPUT POWER RATING:	3000 W AES ; 12000 W Peak
SENSITIVITY:	100 dB, 1W @ 1m

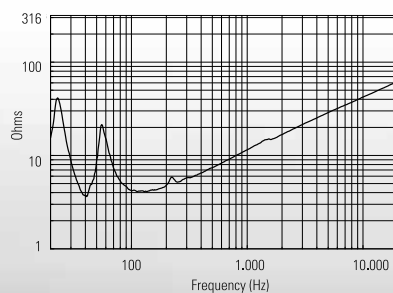
**PHYSICAL**

MATERIAL:	Black epoxy coating
HARDWARE:	M20, Recessed side handles
COLOR:	Black
GRILLE:	Custom perforated 2 mm steel grille
INPUT CONNECTORS:	NL4 SPEAKON®
DIMENSIONS (H x W x D):	24.80" x 41.14" x 30.31" 630 x 1045 x 770 mm
WEIGHT:	176 lbs - 80 Kg

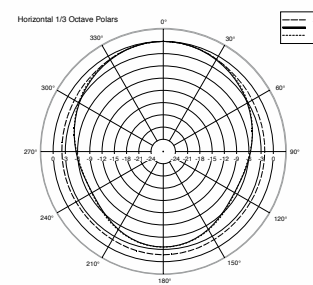
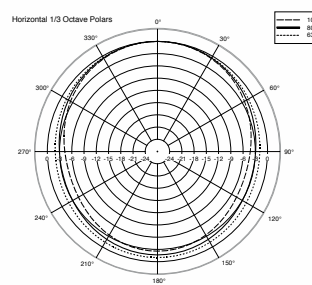
1) Measured on axis in the far field with 1 watt (2.83V RMS, 8 Ohm) input and referenced to 1 meter distance using the inverse square law. Listed sound pressure represents an average from 300 Hz to 3 kHz.  
2) Using 20 Hz to 20 kHz, Pink Noise Spectrum, 2 hours, + 6 dB crest factor, with RMS voltage calculated on speaker minimum impedance.  
3) Recommended Amplifier is a power capability value that should be taken as a guide.



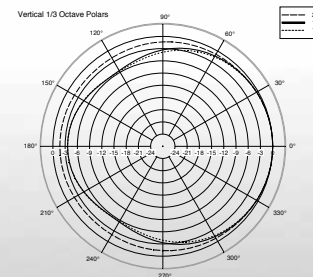
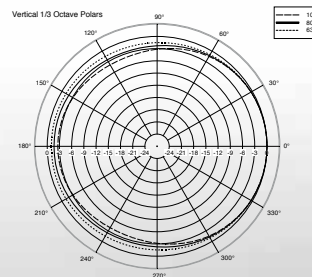
RESPONSE 1W/1m



IMPEDANCE



POLAR PLOT



# P5228-L

## OUTDOOR/INDOOR TWO WAY SPEAKER SYSTEM

The P5228-L is an IP 55 (International Protection Rating) weatherproof full range, two-way line array loudspeaker module, offering substantial power and efficiency for a variety of professional indoor or outdoor applications.

- Outdoor Sound Reinforcement in medium-large spaces
- High-Level AV Playback
- Flown cluster configurations
- Large speech systems
- Music Sound Reinforcement



P5228-L p/n 130.00.202

- Weatherproof cabinet IP55
- Aluminium grill and stainless steel bracket
- Two 8" high-output LF transducers with 2.5" voice coil
- Two RCF Precision Neodymium 1" compression driver with 1.75" diaphragm assembly
- 90° x 20° constant directivity horn
- 2° x 15° enclosure sides for array configurations
- Active Mosfet Compression Driver Protection
- LICC (Low Impedance Compensated Crossover) network
- Input connector 4 pole Amphenol IP 67

The high frequency section includes two constant directivity CMD horn, each loaded with a 1" RCF Precision Neodymium compression driver with a 1.75" diaphragm assembly for smooth, wide horizontal dispersion and highly controlled 20° vertical coverage. The low-frequency transducers are two 8" woofers with a 2.5" voice coil.

The cabinet is a single piece rotational molded enclosure, made in medium density polyethylene, fully UV protected equipped with 4 x M 8 brass inserts and a stainless steel U-Bracket.

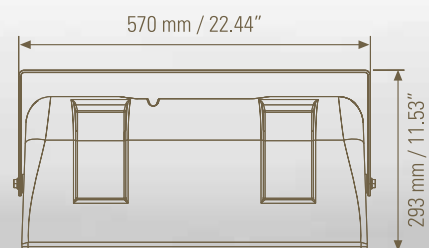

Connections to the amplifier are made through a watertight multi-pole connector. The grille is in custom perforated aluminum with open-cell fibers and water repellent woven fabric backing.

### RELATED ACCESSORIES



#### AC P28 A-BR p.n. 130.60.119

Cluster brackets for P4228 and P5228-L (including 4 brackets to cluster 2 speakers)



CSI PRODUCT SPECIFICATIONS FOR DESIGNERS, SPECIFIERS, AND CONSULTANTS (ALSO KNOWN AS "A&E SPECIFICATIONS")

The following are "Part 2 Products" CSI-type specifications. It is assumed that "Part 1 General – Administrative and Procedures" and "Part 3 Execution – Installation and Maintenance" are part of an overall audio system or project specification.

PART 2 PRODUCTS

2.01 Approved Manufacturer/Product

A. RCF, Via Raffaello 13, 42124, Reggio Emilia, Italy – B. Model number: P5228-L

2.02 Design

Configuration Compact 2 way speaker – LF Sub-section 2 x 8" woofer, 2.5" voice coil – HF Sub-section 2 x 1" horn loaded, 1.75" voice coil.

2.03 Acoustical Properties

Nominal dispersion angle: Horizontal: 90° - Vertical: 20° - Axial Frequency range: 80 Hz-20kHz – Axial Sensitivity: 98 dB, 1W @ 1m – Power handling: Applicable power 500W RMS – Musical power 1000W – Peak power 2000W – Nominal Impedance: 8 Ohm.

2.04 Physical Properties

Enclosure: Trapezoidal, 2° Horizontal side angles, 15° Vertical side angles, 8 mm Polyethylene rotomoulded – Rigging insert: 4 x M8 + U-Bracket and Pair of spacers – Color: Grey -Grille: Custom perforated aluminium grille with open-cell fiber and water repellent woven fabric backing – Input System: 4 pole Amphenol – Dimensions: (H x W x D): 22.28" x 10.55" x 16.23" – 566 x 268 x 250 mm – Weight: 33.88 lbs - 15.37 Kg.

**ACOUSTICAL SPECIFICATIONS**

FREQ. RANGE (-10 dB):	80 Hz - 20 kHz
FREQ. RANGE (-3 dB):	100 Hz - 20 kHz
HORIZ. COVERAGE ANGLE (-6 dB):	90°
VERTICAL COVERAGE ANGLE (-6 dB):	20°
DIRECTIVITY FACTOR; Q:	11
SYSTEM SENSITIVITY:	98 dB , 1W @ 1m
RATED MAXIMUM SPL:	131 dB, @ 1m
SYSTEM NOMINAL IMPEDANCE:	8 Ohm
SYSTEM INPUT POWER RATING RMS:	500 W
SYSTEM INPUT POWER RATING PEAK:	2000 W
RECOMMENDED AMPLIFIER:	1000 W
HF PROTECTION:	Dynamic
CROSSOVER:	1.3 kHz

**TRANSDUCERS**

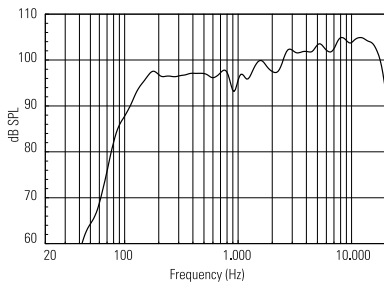
LOW FREQUENCY:	2x8" (200 mm) woofer with 2.5" (64 mm) coil
NOMINAL IMPEDANCE:	16 Ohm
INPUT POWER RATING:	300 W AES ; 1200 W Peak
SENSITIVITY:	95 dB, 1W @ 1m

HIGH FREQUENCY:	neo 2x1" (25.5mm) throat, 1,75" (44.4 mm) coil diaphragm assembly
NOMINAL IMPEDANCE:	16 Ohm
INPUT POWER RATING:	50 W AES ; 200 W Peak
SENSITIVITY:	109 dB, 1W @ 1m

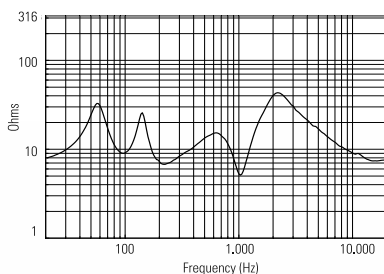
**PHYSICAL**

ENCLOSURE:	Trapezoidal, 2° Horizontal side angles, 15° Vertical side angle, 8 mm Polyethylene rotomoulded
RIGGING INSERTS:	4 x M8 inserts
COLOR:	Grey
GRILLE:	Custom perforated aluminium grille with open-cell fiber and water repellent woven fabric backing
INPUT CONNECTORS:	4 pole Amphenol
DIMENSIONS (HxWxD):	22.28" x 10.55" x 16.23" 566 x 268 x 250 mm
WEIGHT:	30.8 lb - 14 Kg

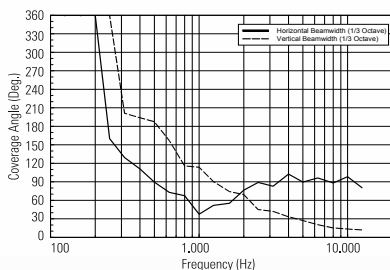
1) Measured on axis in the far field with 1 watt (2.83V RMS, 8 Ohm) input and referenced to 1 meter distance using the inverse square law. Listed sound pressure represents an average from 300 Hz to 3 kHz.  
 2) Using 20 Hz to 20 kHz, Pink Noise Spectrum, 2 hours, + 6 dB crest factor, with RMS voltage calculated on speaker minimum impedance.  
 3) Recommended Amplifier is a power capability value that should be taken as a guide.



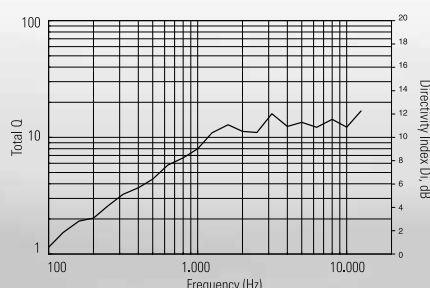
RESPONSE 1W/1m



IMPEDANCE



BEAMWIDTH vs. FREQUENCY



DIRECTIVITY INDEX AND Q

# P4228

## OUTDOOR/INDOOR TWO WAY SPEAKER SYSTEM

The P 4228 is a weatherproof full range, wide-dispersion, two ways loudspeaker system offering substantial power and efficiency for a variety of professional indoor or outdoor applications. The highfrequency section is a constant directivity CMD horn loaded with a 1.4" RCF Precision Neodymium compression driver with a 2.5" diaphragm assembly for smooth, wide dispersion.

- Outdoor Sound Reinforcement in small and medium spaces
- High-Level AV Playback
- Flown cluster configurations
- Large speech systems
- Music Sound Reinforcement



P4228 p/n 130.00.199

- Weatherproof cabinet IP 55
- Aluminium grill and stainless steel bracket
- Two 8" high-output LF transducer with 2.5" voice coil
- One RCF Precision Neodymium 1.4" Compression Driver with 2.5" voice coil
- 110° x 60° constant directivity horn
- 2° X 15° enclosure sides for array configurations
- Active Mosfet Compression Driver Protection
- LICC (Low Impedance Compensated Crossover) network
- Input connector 4 pole Amphenol IP 67

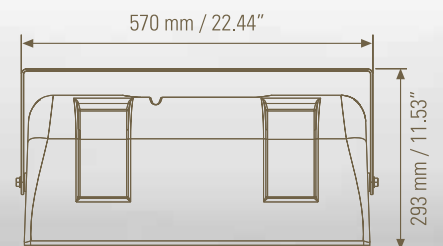
The low-frequency transducer is a double 8" woofer with a 2.5" voice coil. The cabinet is a single piece rotational moulded in medium density polyethylene, fully UV protected. The cabinet is equipped with 4 x M 8 brass inserts, a stainless steel U-Bracket. The front logo is in aluminium and rotatable. The grille is in custom perforated aluminium with open-cell fibres and water repellent woven fabric backing. P 4228 is suitable for indoor and outdoor applications/installations, it meets the requirements of IP 55 code (International Protection Rating).

### RELATED ACCESSORIES



**AC P28 A-BR** p.n. 130.60.119

Cluster brackets for P4228 and P5228-L  
(including 4 brackets to cluster 2 speakers)



CSI PRODUCT SPECIFICATIONS FOR DESIGNERS, SPECIFIERS, AND CONSULTANTS (ALSO KNOWN AS "A&E SPECIFICATIONS")

The following are "Part 2 Products" CSI-type specifications. It is assumed that "Part 1 General – Administrative and Procedures" and "Part 3 Execution – Installation and Maintenance" are part of an overall audio system or project specification.

PART 2 PRODUCTS

2.01 Approved Manufacturer/Product

A. RCF, Via Raffaello 13, 42124, Reggio Emilia, Italy. - B. Model number: P4228

2.02 Design

Configuration Compact 2 way speaker - LF Sub-section 2 x 8" woofer, 2.5" voice coil - HF Sub-section 1.4" neodymium, 2.5" voice coil.

2.03 Acoustical Properties

Nominal dispersion angle: Horizontal: 110° - Vertical: 60° - Axial Frequency range: 80Hz-20kHz - Axial Sensitivity: 97 dB, 1W @ 1m - Power handling: Applicable power 400W RMS - Musical power 800W - Peak power 1600W - Nominal Impedance: 8 Ohm.

2.04 Physical Properties

Enclosure: Trapezoidal, 2° Horizontal side angles, 15° Vertical side angle, 8 mm Polyethylene rotomoulded - Rigging insert: 4 x M8 + U-Bracket and Pair of spacers - Color: Grey, - Grille: Custom perforated aluminium grille with open-cell fiber and water repellent woven fabric backing - Input System: 4 pole Amphenol - Dimensions: (H x W x D): 22.28" x 10.55" x 16.23" - 566 x 268 x 250 mm - Weight: 29.7 lb - 13.5 Kg.

**ACOUSTICAL SPECIFICATIONS**

FREQ. RANGE (-10 dB):	80 Hz - 20 kHz
FREQ. RANGE (-3 dB):	100 Hz - 20 kHz
HORIZ. COVERAGE ANGLE (-6 dB):	110°
VERTICAL COVERAGE ANGLE (-6 dB):	60°
DIRECTIVITY FACTOR; Q:	9
SYSTEM SENSITIVITY:	97 dB , 1W @ 1m
RATED MAXIMUM SPL:	129 dB, @ 1m
SYSTEM NOMINAL IMPEDANCE:	8 Ohm
SYSTEM INPUT POWER RATING RMS:	400 W
SYSTEM INPUT POWER RATING PEAK:	1600 W
RECOMMENDED AMPLIFIER:	800 W
HF PROTECTION:	Dynamic
CROSSOVER:	1.1 kHz

**TRANSDUCERS**

LOW FREQUENCY:	2x8" (200 mm) woofer with 2.5" (64 mm) coil
NOMINAL IMPEDANCE:	16 Ohm
INPUT POWER RATING:	300 W AES ; 1200 W Peak
SENSITIVITY:	95 dB, 1W @ 1m

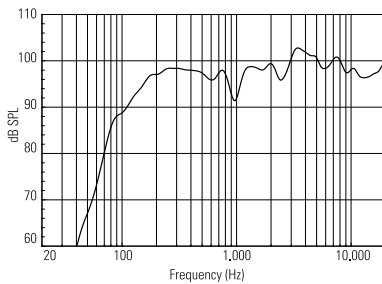
HIGH FREQUENCY:	neo 1.4" (35.5mm) throat, 2.5" (63.7 mm) coil diaphragm assembly
-----------------	--

NOMINAL IMPEDANCE:	8 Ohm
INPUT POWER RATING:	90 W AES ; 360 W Peak
SENSITIVITY:	110 dB, 1W @ 1m

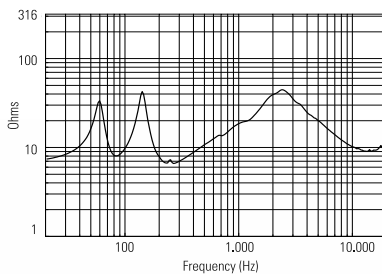
**PHYSICAL**

ENCLOSURE:	Trapezoidal, 2° Horizontal side angles, 15° Vertical side angle, 8 mm Polyethylene rotomoulded
RIGGING INSERTS:	4 x M8 inserts
COLOR:	Grey
GRILLE:	Custom perforated aluminium grille with open-cell fiber and water repellent woven fabric backing
INPUT CONNECTORS:	4 pole Amphenol
DIMENSIONS (HxWxD):	22.28" x 10.55" x 16.23" 566 x 268 x 250 mm
WEIGHT:	30.8 lb - 14 Kg

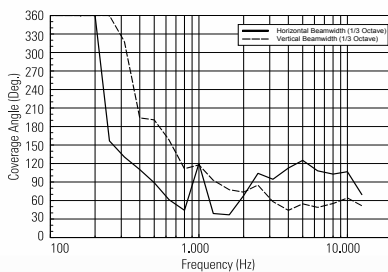
1) Measured on axis in the far field with 1 watt (2.83V RMS, 8 Ohm) input and referenced to 1 meter distance using the inverse square law. Listed sound pressure represents an average from 300 Hz to 3 kHz.  
2) Using 20 Hz to 20 kHz, Pink Noise Spectrum, 2 hours, + 6 dB crest factor, with RMS voltage calculated on speaker minimum impedance.  
3) Recommended Amplifier is a power capability value that should be taken as a guide.



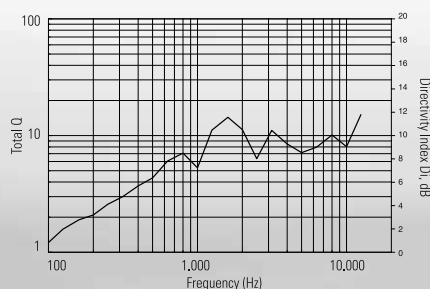
RESPONSE 1W/1m



IMPEDANCE



BEAMWIDTH vs. FREQUENCY



DIRECTIVITY INDEX AND Q

# P2110-T

## OUTDOOR/INDOOR TWO WAY COAX SPEAKER SYSTEM

The P2110-T is a weatherproof full range, wide-dispersion, coaxial two way loudspeaker system offering substantial power and efficiency for a variety of professional indoor or outdoor applications. The high-frequency section is a constant directivity CMD horn loaded to a 1" RCF Precision compression driver with a 1.50" diaphragm assembly for smooth, wide dispersion. The low-frequency transducer is a 10" woofer with a 2.5" voice coil.

- Outdoor Sound Reinforcement in small and medium spaces
- High-Level AV Playback
- Flown cluster configurations
- Large speech systems
- Music Sound Reinforcement

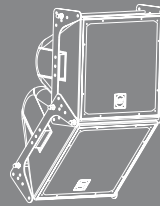
P2110-T p/n 130.00.125

The cabinet is a single piece rotational moulded in medium density polyethylene, fully UV protected. The cabinet is equipped with 12 x M 8 brass inserts, a stainless steel U-Bracket and pair of spacers for 90° mounting. The front logo is in aluminium and rotatable. The grille is in custom perforated aluminium with open-cell fibres and water repellent woven fabric backing. The system features a selectable line transformer for 70 - 100 Volt applications. P 2110-T is suitable for indoor and outdoor applications/installations, it meets the requirements of IP 55 code (International Protection Rating).

- Weatherproof cabinet IP 55
- Aluminium grill and stainless steel bracket
- One 10" high-output LF transducer with 2" voice coil
- One RCF Precision 1" Compression Driver with 1.5" voice coil
- 90° x 40° constant directivity horn
- Built in passive crossover and selectable line transformer
- 10° X 20° enclosure sides for array configurations
- Active Mosfet Compression Driver Protection
- LICC (Low Impedance Compensated Crossover) network

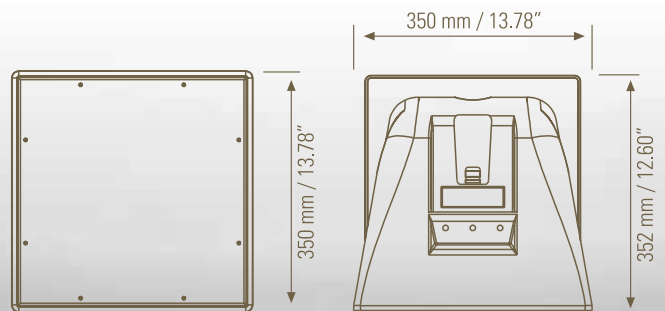


### RELATED ACCESSORIES



**AC P10A-BR** p.n. 133.60.095

Cluster brackets for P2110-T (including 4 brackets to cluster 2 speakers)





CSI PRODUCT SPECIFICATIONS FOR DESIGNERS, SPECIFIERS, AND CONSULTANTS (ALSO KNOWN AS "A&E SPECIFICATIONS")

The following are "Part 2 Products" CSI-type specifications. It is assumed that "Part 1 General – Administrative and Procedures" and "Part 3 Execution – Installation and Maintenance" are part of an overall audio system or project specification.

PART 2 PRODUCTS

2.01 Approved Manufacturer/Product

A. RCF, Via Raffaello 13, 42124, Reggio Emilia, Italy. B. Model number : P2110-T.

2.02 Design

Configuration Compact 2 way speaker - LF Sub-section 10" mid-bass, 2.5" voice coil - HF Sub-section 1" neodymium, 1.5" voice coil.

2.03 Acoustical Properties

Nominal dispersion angle: Horizontal: 90° - Vertical: 40° - Axial Frequency range: 95Hz-20kHz - Axial Sensitivity: 95 dB, 1W @ 1m - Power handling: Applicable power 200W RMS - Musical power 400W - Peak power 800W - Nominal Impedance: 16 Ohm.

2.04 Physical Properties

Enclosure: Trapezoidal, 10° x 20° side angles 8mm polyethylene rotomoulded - Rigging insert: 12 x M8 inserts (3 top, 3 bottom, 6 side), + U-bracket, Pair of spacers and Pair of safe eyebolt- Color: Grey, scratch resistant texture - Grille: Custom perforated aluminium grille with open-cell fiber and water repellent woven fabric backing - Input System: 4 x 1.5mm square, 5m Neoprene cable - Dimensions: (H x W x D): 13.78" x 13.78" x 12.60" - 350 x 350 x 320 mm - Weight: 29.75 lb - 13.5 Kg.

2.05 Accessories

AC P10A-BR Cluster brackets for P2110-T (including 4 brackets to cluster 2 speakers)

**ACOUSTICAL SPECIFICATIONS**

FREQ. RANGE (-10 dB):	95 Hz - 20 kHz
FREQ. RANGE (-3 dB):	120 Hz - 20 kHz
HORIZ. COVERAGE ANGLE (-6 dB):	90°
VERTICAL COVERAGE ANGLE (-6 dB):	40°
DIRECTIVITY FACTOR; Q:	11
SYSTEM SENSITIVITY:	95 dB , 1W @ 1m
RATED MAXIMUM SPL:	124 dB, @ 1m
SYSTEM NOMINAL IMPEDANCE:	16 Ohm
SYSTEM INPUT POWER RATING RMS:	200 W
SYSTEM INPUT POWER RATING PEAK:	800 W
RECOMMENDED AMPLIFIER:	400 W
CONSTANT VOLTAGE LINE:	70/100 V
SELECTABLE POWER:	70V/30W, 15W; 100V/60W, 30W
HF PROTECTION:	Dynamic
CROSSOVER:	2 kHz

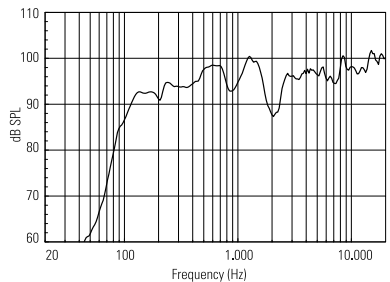
**TRANSDUCERS**

LOW FREQUENCY:	10" (250 mm) woofer with 2.5" (64 mm) coil
NOMINAL IMPEDANCE:	16 Ohm
INPUT POWER RATING:	180 W AES ; 720 W Peak
SENSITIVITY:	95 dB, 1W @ 1m
HIGH FREQUENCY:	1" (25.4 mm) throat, 1.5" (35.5mm) coil diaphragm assembly
NOMINAL IMPEDANCE:	8 Ohm
INPUT POWER RATING:	25 W AES ; 100 W Peak
SENSITIVITY:	106 dB, 1W @ 1m

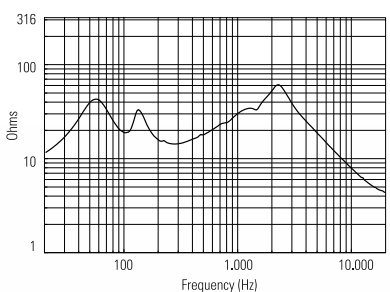
**PHYSICAL**

ENCLOSURE:	Trapezoidal, 10° Horizontal side angles, 20° Vertical side angle, 8 mm Polyethylene rotomoulded
RIGGING INSERTS:	12 x M8 + U-Bracket and Pair of spacers
COLOR:	Gray
GRILLE:	Custom perforated aluminium grille with open-cell fiber and water repellent woven fabric backing
INPUT CONNECTORS:	4 x 1.5mm square, 5m Neoprene cable
DIMENSIONS (HxWxD):	13.78" x 13.78" x 12.60" 350 x 350 x 320 mm
WEIGHT:	29.75 lb - 13.5 Kg

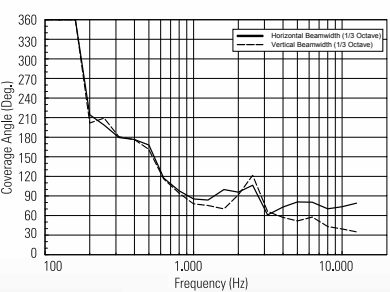
1) Measured on axis in the far field with 1 watt (2.83V RMS, 8 Ohm) input and referenced to 1 meter distance using the inverse square law. Listed sound pressure represents an average from 300 Hz to 3 kHz.  
2) Using 20 Hz to 20 kHz, Pink Noise Spectrum, 2 hours, + 6 dB crest factor, with RMS voltage calculated on speaker minimum impedance.  
3) Recommended Amplifier is a power capability value that should be taken as a guide.



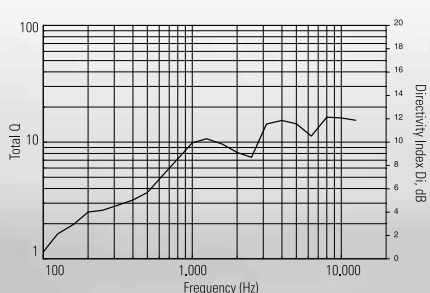
RESPONSE 1W/1m



IMPEDANCE



BEAMWIDTH vs. FREQUENCY



DIRECTIVITY INDEX AND Q

# P3108

OUTDOOR/INDOOR TWO WAY SPEAKER SYSTEM

# P1108-T

OUTDOOR/INDOOR TWO WAY SPEAKER SYSTEM

The P 3108 is a weatherproof full range, wide-dispersion, two way loudspeaker system offering substantial power and efficiency for a variety of professional indoor or outdoor applications.

The P1108-T is a weatherproof full range, wide-dispersion, two way loudspeaker system suitable for several indoor or outdoor applications where good speech intelligibility and music reproduction are required.

- Permanent Installations
- Main Reinforcement in small spaces
- Portable Systems AV Presentations
- Zone Delay and Fill Systems
- Under Balcony Applications



P3108 p.n. 130.00.198 P1108-T p.n. 130.00.203

P3108 high frequency section is a constant directivity CMD horn loaded with a 1" RCF Precision compression driver with a 1.50" diaphragm assembly for a smooth, wide dispersion. The low-frequency transducer is a 8" woofer with a 2.5" voice coil.

The cabinet is a single piece rotational moulded in medium density polyethylene, fully UV protected. The cabinet is equipped with 4 x M 8 brass inserts and a stainless steel U-Bracket.

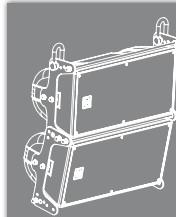
The front logo is in aluminium and rotatable. The grille is in custom perforated aluminium with open-cell fibres and water repellent woven fabric backing. P 3108 is suitable for indoor and outdoor applications/installations, it meets the requirements of IP 55 code (International Protection Rating).

In a single-piece rotational moulded UV protected polyethylene cabinet the P1108-T combines a 1,5" diaphragm assembly compression driver loaded on a 1" rotatable constant directivity 90°x60°CD horn with a 8" high efficiency low-frequency transducer with a 1.5" voice coil.

The cabinet is equipped with 4 x M 8 brass inserts and a steel U-Bracket. The front logo is in aluminium and rotatable. The grille is in custom perforated aluminium with open-cell fibres and water repellent woven fabric backing. P1108-T is suitable for indoor and outdoor installations, it meets the requirements of IP 55 code (International Protection Rating).

- Weatherproof cabinet IP 55
- Aluminium grill and stainless steel bracket
- One 8" high-output LF transducer; 2.5" voice coil (P3108), 1.5" voice coil (P1108-T)
- One RCF Precision 1" Compression Driver with 1.5" voice coil
- 90° x 60° constant directivity horn
- 2° x 15° enclosure sides for cluster configurations
- Active Mosfet Compression Driver Protection
- LICC (Low Impedance Compensated Crossover) network
- 2 metres 4 x 1.5 Input cable (P1108-T)

## RELATED ACCESSORIES



AC P08 A-BR p.n. 133.60.118

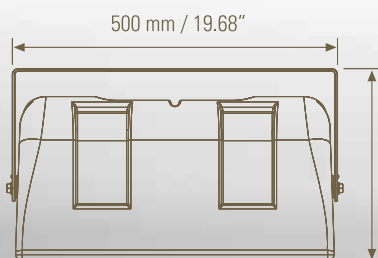
Cluster brackets for P3108 and P1108-T  
(including 4 brackets to cluster 2 speakers)



P3108



P1108T



The following are "Part 2 Products" CSI-type specifications. It is assumed that "Part 1 General – Administrative and Procedures" and "Part 3 Execution – Installation and Maintenance" are part of an overall audio system or project specification.

**PART 2 PRODUCTS**

2.01 Approved Manufacturer/Product  
A. RCF, Via Raffaello 13, 42124 , Reggio Emilia, Italy.- B. Model number: P3108

2.02 Design  
Configuration Compact 2 way speaker - LF Sub-section 8" woofer, 2.5" voice coil - HF Sub-section 1" neodymium, 1.5" voice coil.

2.03 Acoustical Proprieties  
Nominal dispersion angle: Horizontal: 90° - Vertical: 60° - Axial Frequency range: 80Hz-20kHz - Axial Sensitivity: 94 dB, 1W @ 1m - Power handling: Applicable power 300W RMS - Musical power 600W - Peak power 1200W - Nominal Impedance: 8 Ohm.

2.04 Physical Properties  
Enclosure: Trapezoidal, 2° Horizontal side angles, 15° Vertical side angle, 8 mm Polyethylene rotomoulded - Rigging insert: 4 x M8 + U-Bracket and Pair of spacers - Color: Grey, - Grille: Custom perforated aluminium grille with open-cell fiber and water repellent woven fabric backing - Input System: 4 pole Amphenol - Dimensions: (H x W x D): 19.41" x 10.47" x 16.23" - 493 x 266 x 250 mm - Weight: 22 lb - 10 Kg.

2.05 Accessories  
AC P08 A-BR Cluster brackets for P3108 (including 4 brackets to cluster 2 speakers)

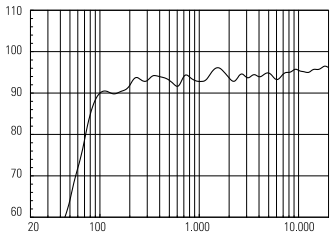
**PART 2 PRODUCTS**

2.01 Approved Manufacturer/Product  
A. RCF, Via Raffaello 13, 42124 , Reggio Emilia, Italy - B. Model number: P1108-T

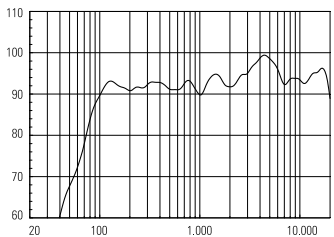
2.02 Design  
Configuration Compact 2 way speaker - LF Sub-section 8" woofer, 1.5" voice coil - HF Sub-section 1" neodymium, 1.5" voice coil.

2.03 Acoustical Proprieties  
Nominal dispersion angle: Horizontal: 90° - Vertical: 60° - Axial Frequency range: 80 Hz-20kHz - Axial Sensitivity: 95 dB, 1W @ 1m - Power handling: Applicable power 100W RMS - Musical power 200W - Peak power 1200W - Nominal Impedance: 16 Ohm.

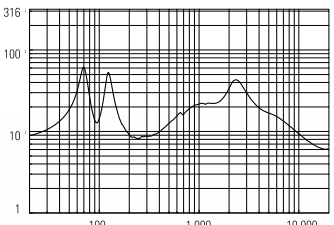
2.04 Physical Properties  
Enclosure: Trapezoidal, 2° Horizontal side angles, 15° Vertical side angles, 8 mm Polyethylene rotomoulded - Rigging insert: 4 x M8 + U-Bracket and Pair of spacers - Color: Grey, -Grille: Custom perforated aluminium grille with open-cell fiber and water repellent woven fabric backing - Input System: 4 x 1.5 mm square 2 m Neoprene cable - Dimensions: (H x W x D): 10.47" x 19.40" x 9.84" - 266 x 493 x 250 mm - Weight: 27.55 lbs - 12.5 Kg.



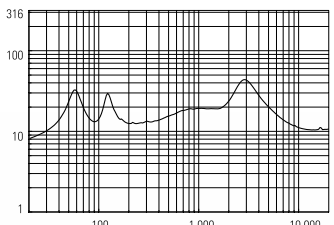
RESPONSE 1W/1m



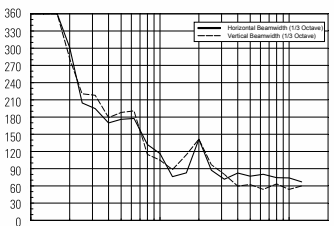
RESPONSE 1W/1m



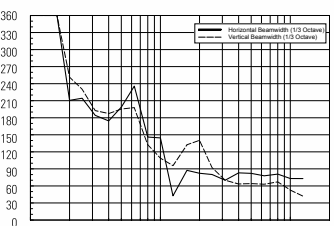
IMPEDANCE



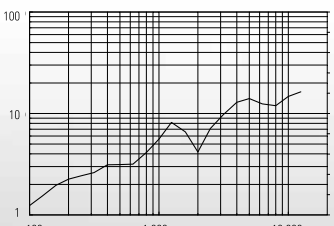
IMPEDANCE



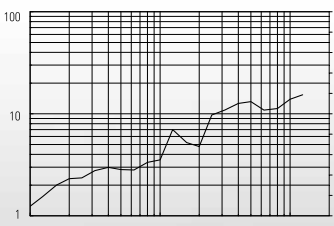
BEAMWIDTH vs. FREQUENCY



BEAMWIDTH vs. FREQUENCY



DIRECTIVITY INDEX AND Q



DIRECTIVITY INDEX AND Q

**ACOUSTICAL SPECS.**

**P3108**

**P1108-T**

FREQ. RANGE (-10 dB)	80 Hz - 20 kHz	
FREQ. RANGE (-3 dB)	100 Hz - 20 kHz	110 Hz - 18 kHz
HORIZ. COV. ANGLE (-6 dB)	90°	
VERT. COV. ANGLE (-6 dB)	60°	
DIRECTIVITY FACTOR; Q	11	
SYSTEM SENSITIVITY	94 dB, 1W@1m	95 dB, 1W@1m
RATED MAXIMUM SPL	125 dB, 1W@1m	121 dB, 1W@1m
NOMINAL IMPEDANCE	8 Ohm	16 Ohm
INPUT POWER RATING RMS	300W <sup>(2)</sup>	100W <sup>(2)</sup>
INPUT POWER RATING PEAK	1200W <sup>(2)</sup>	400W <sup>(2)</sup>
RECOMMENDED AMPLIFIER	600W <sup>(2)</sup>	200W <sup>(2)</sup>
CONSTANT VOLTAGE LINE	70/100 V	
SELECTABLE POWER	70V/30W, 15W, 100V/60W, 30W	
HF PROTECTION	Dynamic	PTC
CROSSOVER	1.8 kHz	2.2 kHz

**TRANSDUCERS**

LOW FREQUENCY	8" (200 mm) woofer 2.5" (64 mm) coil	8" (200 mm) woofer 1.5" (38 mm) coil
NOMINAL IMPEDANCE	8 Ohm	16 Ohm
INPUT POWER RATING AES	250 W AES	100 W AES
INPUT POWER RATING PEAK	500 W	400 W
SENSITIVITY	95 dB, 1W @ 1m	94 dB, 1W @ 1m

HIGH FREQUENCY	1" (25 mm) throat 2.5" (63,5 mm) coil diaphr. assembly	1" (25 mm) throat 1.5" (38 mm) coil diaphr. assembly
NOMINAL IMPEDANCE	8 Ohm	
INPUT POWER RATING	25W AES ; 100W Peak	20W AES ; 80W Peak
SENSITIVITY	109 dB, 1W @ 1m	107 dB, 1W @ 1m

**PHYSICAL**

ENCLOSURE	Trapezoidal, 2° Horizontal side angles, 15° Vertical side angle, 8 mm Polyethylene rotomoulded	
RIGGING INSERTS	4 x M8 + U-Bracket and Pair of spacers	
COLOR	Gray	
GRILLE	Custom perforated aluminium grille with open-cell fiber and water repellent woven fabric backing	
INPUT CONNECTORS	4 pole Amphenol	4 x 1.5 mm square 2m Neoprene cable
DIMENSIONS (H x W x D)	19.4"x10.4" x 16.2" 493 x 266 x 250 mm	10.4" x 19.4" x 9.8" 266 x 493 x 250 mm
WEIGHT	22 lb; 10 Kg	27.55 lb; 12.5 Kg

1) Measured on axis in the far field with 1 watt (2.83V RMS, 8 Ohm) input and referenced to 1 meter distance using the inverse square law. Listed sound pressure represents an average from 300 Hz to 3 kHz.

2) Using 20 Hz to 20 kHz, Pink Noise Spectrum, 2 hours, + 6 dB crest factor, with RMS voltage calculated on speaker minimum impedance.

3) Recommended Amplifier is a power capability value that should be taken as a guide.

# P3115-T

OUTDOOR/INDOOR TWO WAY COAX SPEAKER SYSTEM

# P6215

OUTDOOR/INDOOR TWO WAY COAX SPEAKER SYSTEM

The P3115-T is a weatherproof full range, wide-dispersion, coaxial two way loudspeaker system offering substantial power and efficiency for a variety of professional indoor or outdoor applications. The P6215 is a weatherproof full range, wide-dispersion, coaxial two way loudspeaker system offering substantial power and efficiency for a variety of professional indoor or outdoor applications.

- Outdoor Sound Reinforcement in medium and large spaces
- Very High-Level AV Playback
- Flown cluster configurations
- Large speech systems
- Music Sound Reinforcement

P3115-T p.n. 130.00.135 P6215 p.n. 130.00.131

P3115-T high-frequency section is a constant directivity CMD horn loaded to a 1" RCF Precision Neodymium compression driver with a 1.5" diaphragm assembly for smooth, wide dispersion. The low-frequency transducer is a 15" woofer with a 2.5" voice coil. The P3115-T features a selectable line transformer for 70 - 100 Volt applications.

P6215 high-frequency section is a constant directivity CMD horn loaded to a 1.3" RCF Precision Neodymium compression driver with a 2.5" diaphragm assembly for smooth, wide dispersion. The low-frequency transducer is a 15" woofer with a 3" voice coil. The P6215 is a dedicated high power version for very high output and longer throw applications.

The cabinet is a single piece rotational moulded in medium density polyethylene, fully UV protected. The cabinet is equipped with 12 x M 10 brass inserts, a stainless steel U-Bracket and pair of spacers for 90° mounting. The front logo is in aluminium and rotatable. The grille is in custom perforated aluminium with open-cell fibres and water repellent woven fabric backing. Both P 3115-T and P6215 are suitable for indoor and outdoor applications/installations, they meet the requirements of IP 55 code (International Protection Rating).

## P3115-T

- Weatherproof cabinet IP 55
- Aluminium grill and stainless steel bracket
- One 15" high-output LF transducer with 2.5" voice coil
- One RCF Precision 1" C. Driver with 1.5" voice coil
- 90° x 60° constant directivity horn
- 10° X 20° enclosure sides for array configurations
- Active Mosfet Compression Driver Protection
- P3115-T model is equipped with a selectable line transformer

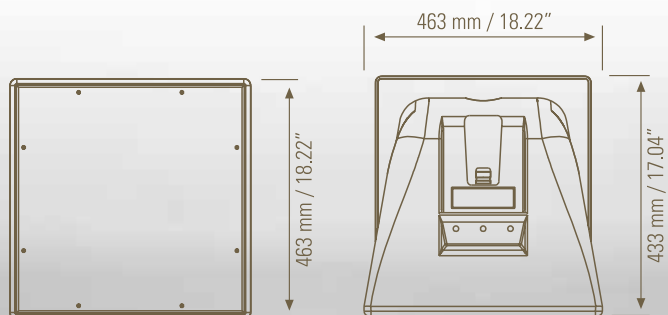
## P6215

- Weatherproof cabinet IP 55
- Aluminium grill and stainless steel bracket
- One 15" high-output LF transducer with 3" voice coil
- One RCF Precision 1" C. Driver with 2.5" voice coil
- 60° x 60° constant directivity horn
- 10° X 20° enclosure sides for array configurations
- Active Mosfet Compression Driver Protection
- P3115-T model is equipped with a selectable line transformer



P3115-T

P6215



The following are "Part 2 Products" CSI-type specifications. It is assumed that "Part 1 General – Administrative and Procedures" and "Part 3 Execution – Installation and Maintenance" are part of an overall audio system or project specification.

**PART 2 PRODUCTS**

2.01 Approved Manufacturer/Product

A. RCF, Via Raffaello 13, 42124, Reggio Emilia, Italy. B. Model number : P3115-T.

2.02 Design

Configuration Compact 2 way speaker - LF Sub-section 15" mid-bass, 2.5" voice coil - HF Sub-section 1" neodymium, 1.5" voice coil.

2.03 Acoustical Properties

Nominal dispersion angle: Horizontal: 90° - Vertical: 60° - Axial Frequency range: 75Hz-20kHz - Axial Sensitivity: 98 dB, 1W @ 1m - Power handling: Applicable power 300W RMS - Musical power 600W - Peak power 1200W - Nominal Impedance: 16 Ohm.

2.04 Physical Properties

Enclosure: Trapezoidal, 10° x 20° side angles 8mm polyethylene rotomoulded - Rigging insert: 12 x M10 inserts (3 top, 3 bottom, 6 side), + U-bracket, Pair of spacers and Pair of safe eyebolt- Color: Grey, scratch resistant texture - Grille: Custom perforated aluminium grille with open-cell fiber and water repellent woven fabric backing - Input System: 4 x 1.5mm square, 5m Neoprene cable - Dimensions: (H x W x D): 18.22" x 18.22" x 17.04" - 463 x 463 x 433 mm - Weight: 42.76 lb - 19.4 Kg.

**PART 2 PRODUCTS**

2.01 Approved Manufacturer/Product

A. RCF, Via Raffaello 13, 42124, Reggio Emilia, Italy. B. Model number : P6215.

2.02 Design

Configuration Compact 2 way speaker - LF Sub-section 15" mid-bass, 3" voice coil - HF Sub-section 1.5" neodymium, 2.5" voice coil.

2.03 Acoustical Properties

Nominal dispersion angle: Horizontal: 60° - Vertical: 60° - Axial Frequency range: 75Hz-20kHz - Axial Sensitivity: 100 dB, 1W @ 1m - Power handling: Applicable power 600W RMS - Musical power 1200W - Peak power 2400W - Nominal Impedance: 8 Ohm.

2.04 Physical Properties

Enclosure: Trapezoidal, 10° x 20° side angles 8mm polyethylene rotomoulded - Rigging insert: 12 x M10 inserts (3 top, 3 bottom, 6 side), + U-bracket, Pair of spacers and Pair of safe eyebolt- Color: Grey, scratch resistant texture - Grille: Custom perforated aluminium grille with open-cell fiber and water repellent woven fabric backing - Input System: 2 x 2.5mm square, 5m Neoprene cable - Dimensions: (H x W x D): 18.22" x 18.22" x 17.04" - 463 x 463 x 433 mm - Weight: 42.32 lb - 19.2 Kg.

**ACOUSTICAL SPECS.**

**P3115-T**

**P6215**

FREQ. RANGE (-10 dB)	75 Hz - 20 kHz	
FREQ. RANGE (-3 dB)	100 Hz - 20 kHz	120 Hz - 20 kHz
HORIZ. COV. ANGLE (-6 dB)	90°	60°
VERT. COV. ANGLE (-6 dB)	60°	
DIRECTIVITY FACTOR; Q	13.3	12.8
SYSTEM SENSITIVITY	98 dB, 1W@1m	100 dB, 1W@1m
RATED MAXIMUM SPL	129 dB, 1W@1m	134 dB, 1W@1m
NOMINAL IMPEDANCE	16 Ohm	8 Ohm
INPUT POWER RATING RMS	300W <sup>(2)</sup>	600W <sup>(2)</sup>
INPUT POWER RATING PEAK	1200W <sup>(2)</sup>	2400W <sup>(2)</sup>
CONSTANT VOLTAGE LINE	70/100 V	
SELECTABLE POWER	70V/60, 30W, 100V/120, 60W	
HF PROTECTION	Dynamic	
CROSSOVER	1.3 kHz	1.1 kHz

**TRANSDUCERS**

LOW FREQUENCY	15" (380 mm) woofer 2.5" (64 mm) coil	15" (380 mm) woofer 3" (75 mm) coil
NOMINAL IMPEDANCE	16 Ohm	8 Ohm
INPUT POWER RATING AES	250 W AES	450 W AES
INPUT POWER RATING PEAK	500 W	900 W
SENSITIVITY	98 dB, 1W @ 1m	101 dB, 1W @ 1m
HIGH FREQUENCY	1" (25 mm) throat 1.5" (35,5 mm) coil	1.3" (33 mm) throat 2.5" (64 mm) coil
NOMINAL IMPEDANCE	8 Ohm	
INPUT POWER RATING	25W AES ; 100W Peak	90 AES ; 180W Peak
SENSITIVITY	108 dB, 1W @ 1m	

**PHYSICAL**

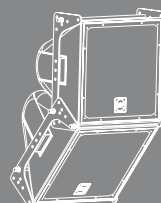
ENCLOSURE	Trapezoidal, 10° Horizontal side angles, 20° Vertical side angle, 8 mm Polyethylene rotomoulded	
RIGGING INSERTS	12 x M10 + U-Bracket and Pair of spacers	
COLOR	Gray	
GRILLE	Custom perforated aluminium grille with open-cell fiber and water repellent woven fabric backing	
INPUT CONNECTORS	4 x 1.5mm square 5m Neoprene cable	2 x 2.5mm square 5m Neoprene cable
DIMENSIONS (H x W x D)	18.22" x 18.22" x 17.04" 463 x 463 x 433 mm	
WEIGHT	42.76 lb; 19.4 Kg	42.32 lb; 19.2 Kg

1) Measured on axis in the far field with 1 watt (2.83V RMS, 8 Ohm) input and referenced to 1 meter distance using the inverse square law. Listed sound pressure represents an average from 300 Hz to 3 kHz.

2) Using 20 Hz to 20 kHz, Pink Noise Spectrum, 2 hours, + 6 dB crest factor, with RMS voltage calculated on speaker minimum impedance.

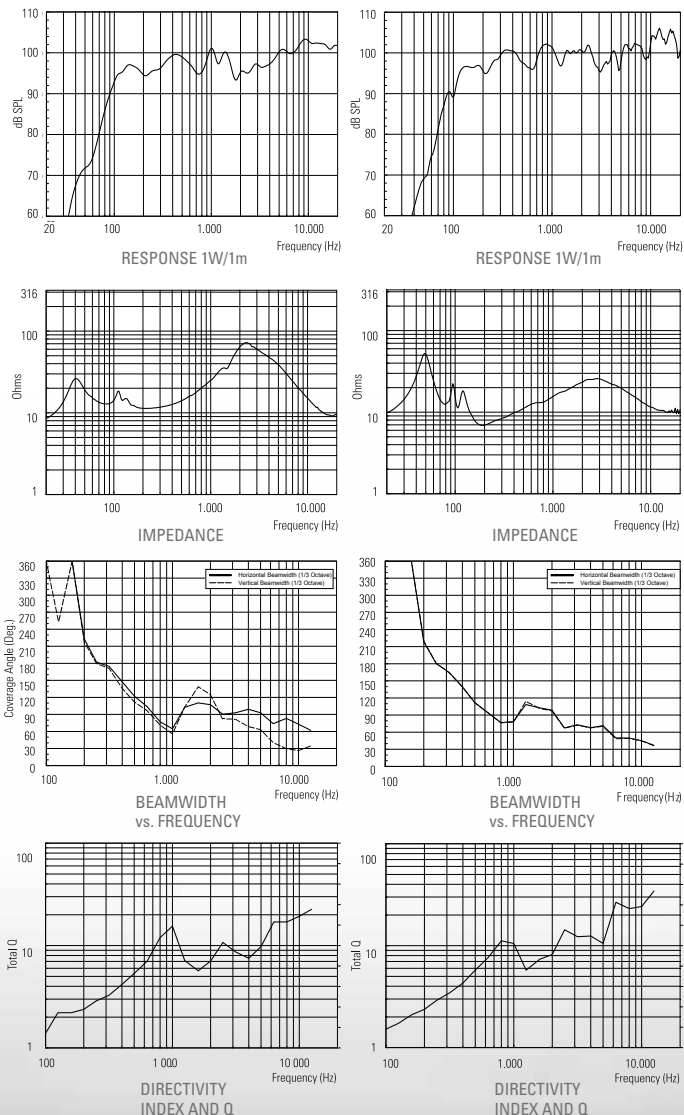
3) Recommended Amplifier is a power capability value that should be taken as a guide.

**RELATED ACCESSORIES**



**AC P15 A-BR** p.n. 133.60.094

Cluster brackets for P3115-T, P6215 and P8015-S (including 4 brackets to cluster 2 speakers)



# P8015-S

## OUTDOOR/INDOOR SUBWOOFER

P 8015-S is a weatherproof bass reflex subwoofer equipped with a 15" low frequency neodymium transducer with 4" voice coil offering enough power and efficiency for a variety of professional outdoor or indoor applications.

The P8015-S has been specifically designed to reinforce sub bass frequencies in P Series speakers array systems.

- Outdoor Sound Reinforcement in medium and large spaces
- Very High-Level AV Playback
- Flown cluster configurations
- Large speech systems
- Music Sound Reinforcement



P8015-S p/n 130.00.230

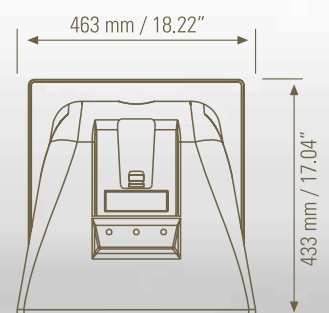

- Weatherproof cabinet IP 55
- Aluminium grill and stainless steel bracket
- Arrayable bass-reflex compact subwoofer
- 132 dB max SPL, 800 Watt AES
- 15" high power neodymium woofer with 4" voice coil

The cabinet is a single piece rotational moulded in medium density polyethylene, fully UV protected.

The cabinet is equipped with 12 x M 10 brass inserts, a stainless steel U-Bracket and pair of spacers for 90° mounting.

The front logo is in aluminium and rotatable. The grille is in custom perforated aluminium with open-cell fibres and water repellent woven fabric backing.

The P8015-S is suitable for indoor and outdoor applications/installations, they meet the requirements of IP 55 code (International Protection Rating).



CSI PRODUCT SPECIFICATIONS FOR DESIGNERS, SPECIFIERS, AND CONSULTANTS (ALSO KNOWN AS "A&E SPECIFICATIONS")

The following are "Part 2 Products" CSI-type specifications. It is assumed that "Part 1 General – Administrative and Procedures" and "Part 3 Execution – Installation and Maintenance" are part of an overall audio system or project specification.

PART 2 PRODUCTS

2.01 Approved Manufacturer/Product

A. RCF, Via Raffaello 13, 42124, Reggio Emilia, Italy.

B. Model number : P8015-S

2.02 Design

Bass-Reflex Subwoofer – 15" woofer, 4" voice coil

2.03 Acoustical Properties

Frequency range: 50Hz – 200Hz – Sensitivity: 97 dB, 1W @ 1m – Power handling: 800 W RMS – Musical power: 1600W – Peak power: 3200W – Nominal impedance: 8 Ohm.

2.04 Physical Properties

Enclosure: Trapezoidal, 10° x 20° side angles 8mm polyethylene rotomoulded – Rigging insert: 12 x M8 inserts (3 top, 3 bottom, 6 side), + U-bracket, Pair of spacers and Pair of safe eyebolt – Color: Grey, scratch resistant texture – Grille: Custom perforated aluminium grille with open-cell fiber and water repellent woven fabric backing – Input System: 3 x 2.5mm square, 5m Neoprene cable – Dimensions: (H x W x D): 18.22" x 18.22" x 17.04" – 463 x 463 x 433 mm – Weight: 40.33 lbs – 18,2 Kg.

**ACOUSTICAL SPECS.**

FREQ. RANGE (-10 dB)	50 Hz - 200 Hz
SYSTEM SENSITIVITY	97 dB , 1W @ 1m <sup>(1)</sup>
RATED MAXIMUM SPL	132 dB, @ 1m
SYSTEM NOMINAL IMPEDANCE	8 Ohm
SYSTEM INPUT POWER RATING RMS	800 W <sup>(2)</sup>
SYSTEM INPUT POWER RATING PEAK	3200 W
RECOMMENDED AMPLIFIER	1600 W <sup>(3)</sup>

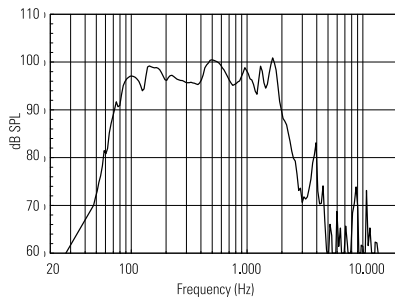
**TRANSDUCERS**

LOW FREQUENCY	neo 15" (380 mm) with 4" (100 mm) in/out voice coil
NOMINAL IMPEDANCE	8 Ohm
PROGRAM POWER	1800 W AES each
POWER HANDLING CAPACITY	900 W
SENSITIVITY	97 dB , 1W @ 1m

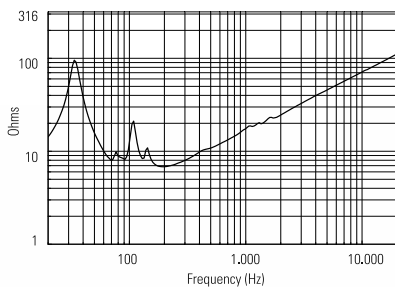
**PHYSICAL**

ENCLOSURE:	Trapezoidal, 10 Horizontal° side angles, 20° Vertical side angle, 8 mm Polyethylene rotomoulded
RIGGING INSERTS:	12 x M10 + U-Bracket and Pair of spacers
COLOR:	Gray
GRILLE:	Custom perforated aluminium grille with open-cell fiber and water repellent woven fabric backing
INPUT CONNECTORS:	2x 2.5 mm square 5 m Neoprene cable
DIMENSIONS (H x W x D):	18.22" x 18.22" x 17.04" 463 x 463 x 433 mm
WEIGHT:	40.33 lbs – 18.3 Kg

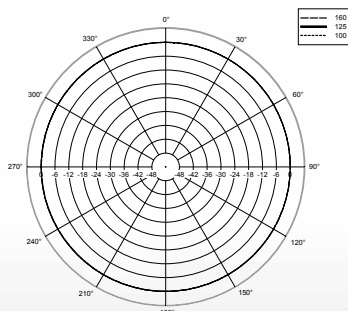
1) Measured on axis in the far field with 1 watt (2.83V RMS, 8 Ohm) input and referenced to 1 meter distance using the inverse square law. Listed sound pressure represents an average from 300 Hz to 3 kHz.  
2) Using 20 Hz to 20 kHz, Pink Noise Spectrum, 2 hours, + 6 dB crest factor, with RMS voltage calculated on speaker minimum impedance.  
3) Recommended Amplifier is a power capability value that should be taken as a guide.



RESPONSE 1W/1m

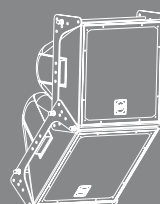


IMPEDANCE



POLAR PLOT

**RELATED ACCESSORIES**



**AC P15A-BR** p.n. 133.60.094  
133.60.094 AC P15 A-BR  
Cluster brackets for P3115-T, P6215 and P8015-S (including 4 brackets to cluster 2 speakers)

# ART SERIES

## MULTIPURPOSE TWO WAY SPEAKER SYSTEMS

During the last fifteen years RCF transitioned into the fore front of passive and active loudspeaker technology, from the introduction of the original ART series to many prominent speaker systems conceived and designed in our laboratories. We have over the years grown to understand the best ways to use the extra degree of freedom that an injection moulded cabinet offers and in interpreting how such a cabinet and transducers interact each other. The ARTi passive speakers have been designed for live sound reinforcement as well as distributed sound systems for clubs and music venues. All models are equipped with extremely high quality RCF Precision compression drivers and high power woofers to offer unparalleled performance in both fixed installation and live situations.

- Live Music
- Fixed installation
- Clubs
- Stage monitoring



ART 310 MKIII p.n. 130.00.374

ART 312 MKIII p.n. 130.00.375

## ART 310 MKIII

### 10" TWO WAY PASSIVE SPEAKER

- Compact 2 way speaker for live sound, playback, stage monitoring public shows and commercial events
- 250 mm (10") speaker, with 64mm (2.5") in/out aluminum coil
- 25 mm (1") HF driver, neodymium 1.5" voice coil
- Internal filter with 1,8 kHz crossover frequency
- Composite PP cabinet, UV and weather resistant, with steel grille
- LICC™ - low impedance compensated crossover
- 2 x M10 fly points and built-in pole mount adaptor
- Color: black
- Top handle for easy transportation and positioning



## ART 312 MKIII

### 12" TWO WAY PASSIVE SPEAKER

- Compact 2 way speaker for live sound, playback, stage monitoring public shows and commercial events
- 300 mm (12") speaker, with 64 mm (2.5") in/out aluminum coil
- 25 mm (1") HF driver, neodymium voice coil
- Internal filter with 1,8 kHz crossover frequency
- LICC™ - low impedance compensated crossover
- 4 x M10 fly points and built-in pole mount adaptor
- Color: black
- 2 side handles and 1 top handle for easy transportation and positioning







ART 315 MKIII p.n. 130.00.376

# ART 315 MKIII

## 15" TWO WAY PASSIVE SPEAKER

- Compact 2 way speaker for live sound, playback, stage monitoring public shows and commercial events
- 380 mm (15") speaker, with 64 mm (2.5") in/out aluminum voice coil
- 25 mm (1") HF driver, neodymium voice coil
- Internal filter with 1,8 kHz crossover frequency
- Electronic protection
- 4 x M10 fly points and built-in pole mount adaptor
- Color: black
- 2 side handles and 1 top handle for easy transportation and positioning



ACOUSTICAL SPECS.	ART 310 MKIII	ART 312 MKIII	ART 315 MKIII
TYPE	2 way passive speaker	2 way passive speaker	2 way passive speaker
FREQ. RESPONSE	50 ÷ 20.000 Hz (± 3 dB)	50 ÷ 20.000 Hz (± 3 dB)	50 ÷ 20.000 Hz (± 3 dB)
POWER NOM.	300 W	300 W	300 W
LOW FREQUENCY	10"	12"	15"
HIGH FREQUENCY	neo 1"	neo 1"	neo 1"
INPUT POWER RATING RMS	300W	300W	300W
INPUT POWER RATING PEAK	1200W	1200W	1200W
HORIZ. COV. ANGLE	90° @ (1 KHz)	90° @ (1 KHz)	90° @ (1 KHz)
VERT. COV. ANGLE	70° @ (1 KHz)	60° @ (1 KHz)	60° @ (1 KHz)
MAX SPL	127 dB (1 m / power max)	127 dB (1 m / power max)	128 dB (1 m / power max)
CONNECTORS	2 NL4 SPEAKON®	2 NL4 SPEAKON®	2 NL4 SPEAKON®
INPUT	8 Ω	8 Ω	8 Ω
DIMENSIONS (H x W x D)	537 x 337 x 315 mm	680 x 405 x 345 mm	680 x 405 x 345 mm
WEIGHT	12.0 Kg	16.0 Kg	17.0 Kg

### RELATED ACCESSORIES



#### AC ART 310 H-BR p.n. 133.60.042

Horizontal bracket for 10" size Art Speaker models



#### ART V-BR p.n. 133.60.010

Wall mount vertical bracket for ART312 and ART325



#### ART H-BR p.n. 133.60.011

Wall mount horizontal bracket for ART312 and ART325



#### AC ART310 GRI p.n. 133.60.240

Full Grille for ART310



#### AC ART312-15 GRI p.n. 133.60.241

Full Grille for ART312-315

# MONITOR SERIES

## HIGH QUALITY COMPACT SPEAKER SYSTEMS

RCF Monitor Series is a range of speakers designed to deliver uncompromised audio performance and rugged reliability in fixed installations. All Monitor models have been designed to blend with any décor and deliver deep bass, smooth midrange and finely-detailed high frequency response.

Quality components and careful acoustic design make the Monitor Series the perfect speakers for critical listening in the most demanding applications. Perfect for speech and music applications in business, audio visual applications, bars & restaurants, hospitality, places of worship, recreational facilities, theme parks and shopping malls. There are four different models in the Monitor Series, each designed for a specific range of applications. A mounting facility is provided with each box, a range of optional mounting accessories increases the installation flexibility. Technically superior materials, like carbon fibre woofer cones and titanium metalized dome tweeters along with our exclusive LICC (Low Inductance Compensated Crossover) design combine to deliver exceptional performance and long-term reliability.

- Music applications
- Restaurants
- Recreational facilities
- Pubs
- Audio visual applications
- Places of worship
- Shopping malls



MR 33T (Black) p.n. 00.07.140

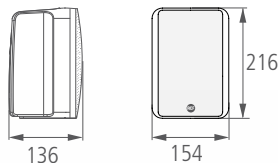
MR 33WT (White) p.n. 00.07.141

MR 44T (Black) p.n. 00.07.142

MR 44WT (White) p.n. 00.07.354

## MR 33T MR 33WT

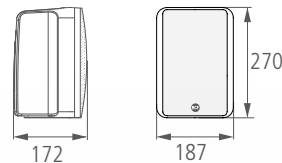
TWO-WAY COMPACT MONITOR  
SPEAKER WITH LINE TRANSFORMER



- Ideal for high quality paging and music reproduction
- Low impedance ( $4\Omega$  - 40W) or 100V operating mode
- Two-way system, woofer with carbon fiber cone, 0.5" tweeter in Mylar on constant directivity horn
- Built-in low inductance passive crossover, bass reflex @150Hz
- Orientable mounting accessory included
- Body in self-extinguishing composite material, UV resistant
- MONITOR 33T: Colour RAL 9005 black
- MONITOR 33WT: Colour RAL 9003 White

## MR 44T MR 44WT

TWO-WAY MONITOR SPEAKER  
WITH LINE TRANSFORMER



- Ideal for high quality paging and music reproduction
- Low impedance ( $4\Omega$  - 60W) or 100V operating mode
- Transducers LF 5" - HF 0.5" constant directivity tweeter
- Built-in low inductance passive crossover with high frequency dynamic protection, bass reflex @65Hz
- Body in self-extinguishing plastic
- Includes hinged support for installation
- MR 44T Colour: black
- MR 44WT Colour: White



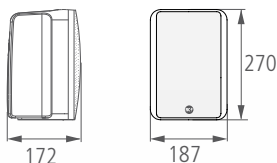


MR 55T (Black) p.n. 00.07.143  
MR 55W (White) p.n. 00.07.355

ACOUSTICAL SPECS.	MR 33T	MR 44T	MR 55
TYPE	Compact two way Compact two way Compact two way		
FREQ. RESPONSE	100 ÷ 20.000 Hz	60 ÷ 23.000 Hz	55 ÷ 23.000 Hz
POWER NOM.	40 W IEC	60 W IEC	175 W IEC
HORIZ. COV. ANGLE	110°	110°	110°
VERT. COV. ANGLE	100°	100°	100°
SENSITIVITY	88 dB (1 W / 1 m) 89 dB (1 W / 1 m) 87 dB (1 W / 1 m)		
MAX SPL	105 dB (1 m / power max)	108 dB (1 m / power max)	112 dB (1 m / power max)
POWER	20 - 10 - 5 - 2.5 - 1 W (100 V)	40 - 30 - 20 - 10 - 5 W (100 V)	175 W (IEC268-1)
INPUT	100 V, 70 V, 50 V, 25 V	100 V, 70 V, 50 V, 25 V	2,0 V @ 4 Ω
DIMENSIONS (H x W x D)	216 x 154 x 136 mm	270 x 187 x 172 mm	270 x 187 x 172 mm
WEIGHT	2.2 g	3.6 g	3.9 g

# MR 55 MR 55W

TWO-WAY HIGH DEFINITION  
MONITOR SPEAKER



- Ideal for high quality paging and music reproduction
- Transducers LF 5" - HF 0.75" constant directivity tweeter
- Built-in low inductance passive crossover with high frequency dynamic protection, bass reflex @65Hz
- Body in self-extinguishing plastic
- Includes hinged support for installation



## RELATED ACCESSORIES

### MA 3B - MA 3W WALL MOUNT BRACKET

- MA 3B Black p.n. 00.08.056
- MA 3W White p.n. 00.08.057

Bracket for mounting one MR 33T speaker on the wall

### MA 5B - MA 5W WALL MOUNT BRACKET

- MA 5B Black p.n. 00.08.058
- MA 5W White p.n. 00.08.059

Bracket for mounting one Monitor 44T or 55 series speaker on the wall

### MA 4X CEILING MOUNT BRACKET p.n. 133.60.009

Bracket for installing four Monitor MR 33T - MR 44T - MR 55 speakers on the ceiling in cluster configuration

### MA 8-2 WALL MOUNT SUPPORT p.n. 133.20.054

Support with ball joint for mounting one Monitor 88 speaker on the wall

# MONITOR Q SERIES

## ARCHITECTURAL SPEAKER SOLUTIONS

The MonitorQ Series is a range of speakers that offers modern industrial design along with impeccable acoustic engineering that provide the Sound Contractor with an additional choice of fashion orientated compact installation speaker systems. These monitors are a true combination of design, acoustics with installation friendly mounting and fixing systems. Available in different colours, all models can be easily re-painted to match any décor. A complete line of mounting accessories is also available to assist the contractor.

- Music applications
- Restaurants
- Recreational facilities
- Pubs
- Audio visual applications
- Places of worship
- Shopping malls



### MQ 30P

#### SPECIFICATIONS

TYPE	Compact two-way
FREQUENCY RESPONSE	150 ÷ 20.000 Hz
POWER NOM. / MAX.	12 W RMS / 24 W
COVERAG ANGLE	120°
SENSITIVITY / MAX SPL	88 dB / 102 dB
INPUT	100 V, 70 V
DIMENSIONS (H X W X D)	104 x 100 x 170 mm
WEIGHT	1.18 Kg



### MQ80P

TYPE	Compact two-way
FREQUENCY RESPONSE	100 ÷ 20.000 Hz
POWER NOM. / MAX.	60 W RMS / 120 W
COVERAG ANGLE	90° (Horiz.) 60° (Vert.)
SENSITIVITY / MAX SPL	94 dB / 115 dB
INPUT	100 V, 70 V
DIMENSIONS (H X W X D)	223 x 191 x 236 mm
WEIGHT	3,65 Kg



### MQ50

TYPE	Compact two-way
FREQUENCY RESPONSE	70 ÷ 20.000 Hz
POWER NOM. / MAX.	60 W RMS / 120 W
COVERAG ANGLE	120° (Horiz.) 90° (Vert.)
SENSITIVITY / MAX SPL	89 dB / 110 dB
INPUT	100 V, 70 V
DIMENSIONS (H X W X D)	245 x 165 x 175 mm
WEIGHT	2,63 Kg



### MQ60H

TYPE	Compact two-way
FREQUENCY RESPONSE	100 ÷ 19.000 Hz
POWER NOM. / MAX.	60 W RMS / 120 W
COVERAG ANGLE	180° (Horiz.) 120° (Vert.)
SENSITIVITY / MAX SPL	88 dB / 109 dB
INPUT	100 V, 70 V
DIMENSIONS (H X W X D)	297 x 198 x 122 mm
WEIGHT	2,85 Kg



### MQ 50C

#### SPECIFICATIONS

TYPE	Ceiling two-way
FREQUENCY RESPONSE	70 ÷ 20.000 Hz
POWER RMS / PK	60 W RMS / 120 W
COVERAG ANGLE	120°
SENSITIVITY / MAX SPL	92 dB / 112 dB
INPUT	100 V, 70 V
DIMENSIONS (H X W X D)	266 Ø
WEIGHT	2.15 Kg



### MQ 50i

TYPE	Compact two-way
FREQUENCY RESPONSE	180 ÷ 20.000 Hz
POWER RMS / PK	60 W RMS / 120 W
COVERAG ANGLE	120° (Horiz.) 100° (Vert.)
SENSITIVITY / MAX SPL	90 dB / 112 dB
INPUT	100 V, 70 V
DIMENSIONS (H X W X D)	268 x 195 x 88 mm
WEIGHT	2,21 Kg



### MQ 100L

TYPE	Column 3 way
FREQUENCY RESPONSE	70 ÷ 20.000 Hz
POWER RMS / PK	60 W RMS / 120 W
COVERAG ANGLE	180° (Horiz.) 60° (Vert.)
SENSITIVITY / MAX SPL	93 dB / 118 dB
INPUT	100 V, 70 V
DIMENSIONS (H X W X D)	510 x 120 x 166 mm
WEIGHT	3 Kg



### MQ 90S

TYPE	Subwoofer
FREQUENCY RESPONSE	70 ÷ 220 Hz
POWER RMS / PK	60 W RMS / 120 W
COVERAG ANGLE	-
SENSITIVITY / MAX SPL	89 dB / 107 dB
INPUT	100 V, 70 V
DIMENSIONS (H X W X D)	300 x 205 x 400 mm
WEIGHT	8 Kg



MQ 30P-B (Black) p.n. 130.00.068  
 MQ 30P-W (White) p.n. 130.00.058

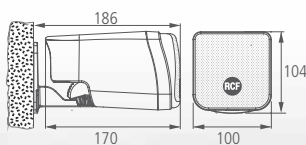
MQ 80P-B (Black) p.n. 130.00.094  
 MQ 80P-W (White) p.n. 130.00.096

## MQ 30P

MINIATURE TWO-WAY COAXIAL SPEAKER



- Orientable mini-speaker for high quality reproduction
- Two way coaxial speaker: LF 3.5" - tweeter 0.75" dome
- Power/RMS: 24/12 W Bypass
- Constant voltage: 70.7 - 100 V
- Impedance: [Bypass] 16  $\Omega$
- Crossover frequencies: 5400 Hz, 6/6 dB/oct
- Built-in High-Pass filter at 150 Hz for integration with a subwoofer
- Cabinet: Hi-density polystyrene HB grade
- Connectors: Euroblock, removable for easy installation



### SPECIFICATIONS

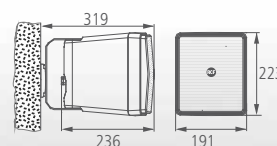
	MQ 30P
POWER	12 - 6 W (100 V)
CONSTANT VOLTAGE	100 V, 70 V
FREQUENCY RESPONSE	150 ÷ 20.000 Hz ( $\pm 3$ dB)
SENSITIVITY (1 m / 1 W)	88 dB
MAXIMUM SOUND PRESSURE	102 dB (1 m / POWER MAX)
ANGLE OF COVERAGE	120° (Horiz.)

## MQ 80P

TWO-WAY INDOOR / OUTDOOR MONITOR



- Woofer 5" horn-loaded, 1" horn-loaded compression driver with phase-plug loaded on CD horn
- Power/RMS: 120/60 W Bypass
- Impedance: [Bypass] 8  $\Omega$
- [70.7V]: 15W - 10W - 5W - 2.5W
- Tuning frequency: 100 Hz
- Crossover frequency: 3000 Hz Crossover: Notch/6 dB/oct
- Cabinet: self-extinguishing high-density polystyrene, UV stabilized IP 55, suitable for outdoor use
- Suitable for cluster installation (2x, 3x) for a wide and uniform coverage



### SPECIFICATIONS

	MQ 80P
POWER	30 - 20 - 10 - 5 W (100 V)
CONSTANT VOLTAGE	100 V, 70 V
FREQUENCY RESPONSE	100 ÷ 20.000 Hz ( $\pm 3$ dB)
SENSITIVITY (1 m / 1 W)	94 dB
MAXIMUM SOUND PRESSURE	115 dB (1 m / POWER MAX)
ANGLE OF COVERAGE	90° (Horiz.); 60° (Vert.)

# MONITOR Q SERIES

## ARCHITECTURAL SPEAKER SOLUTIONS

RCF Engineers have worked to create a true combination of design and acoustics with 'installation friendly' mounting and fixing systems to please both the Sound Contractor, architect and end customer. Available in different colours, all models can be easily re-painted to match any décor. A complete line of mounting accessories is also available to assist the contractor.

MQ 50-B (Black) p.n. 130.00.070  
MQ 50-W (White) p.n. 130.00.056

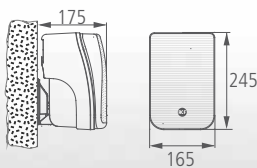
MQ 60H-B (Black) p.n. 130.00.072  
MQ 60H-W (White) p.n. 130.00.060

## MQ 50

### TWO-WAY MONITOR



- Two way Bass reflex speaker for music reproduction
- Speaker: woofer 5" - tweeter 0.75" dome
- Power/RMS: 120/60 W Bypass
- Impedance: [Bypass] 16 Ω
- Line transformer [100V]: 30W - 20W - 10W - 5W  
[70V]: 15W - 10W - 5W - 2.5W
- Crossover frequencies: 4500 Hz, 12/12 dB/oct
- Protection: Dynamic on woofer and tweeter
- Cabinet: Hi-density polystyrene HB grade
- Connectors: Euroblock, removable for easy installation



#### SPECIFICATIONS

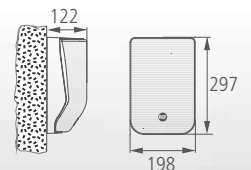
	MQ 50
POWER	30 - 20 - 10 - 5 W (100 V)
CONSTANT VOLTAGE	100 V, 70 V
FREQUENCY RESPONSE	70 ÷ 20.000 Hz (± 3 dB)
SENSITIVITY (1 m / 1 W)	89 dB
MAXIMUM SOUND PRESSURE	110 dB (1 m / POWER MAX)
ANGLE OF COVERAGE	120° (Horiz.); 90° (Vert.)

## MQ 60H

### WIDE DISPERSION CONSTANT DIRECTIVITY MONITOR



- Two way Bass reflex speaker for music reproduction
- Speaker: woofer 5" - tweeter 2 x 1" dome
- Power/RMS: 120/60 W Bypass
- Impedance: [Bypass] 16 Ω
- Line transformer [100V]: 30W - 20W - 10W - 5W  
[70V]: 15W - 10W - 5W - 2.5W
- Crossover frequencies: 2600 Hz. Crossover: 12/12 dB/oct
- Protection: Dynamic on woofer and tweeter
- Cabinet: Hi-density polystyrene HB grade
- Connectors: Euroblock, removable for easy installation
- MQ 60H Link accessory to support 2 MQ 60H to form an Omni directional speaker array available (Pag. 55)



#### SPECIFICATIONS

	MQ 60H
POWER	30 - 20 - 10 - 5 W (100 V)
CONSTANT VOLTAGE	100 V, 70 V
FREQUENCY RESPONSE	100 ÷ 19.000 Hz (± 3 dB)
SENSITIVITY (1 m / 1 W)	88 dB
MAXIMUM SOUND PRESSURE	109 dB (1 m / POWER MAX)
ANGLE OF COVERAGE	180° (Horiz.); 120° (Vert.)



MQ 50C (White) p.n. 130.00.081

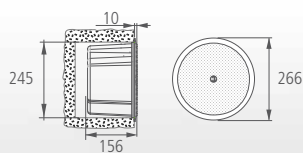
MQ 50i (White) p.n. 130.00.139

# MQ 50C

TWO-WAY CEILING MONITOR SPEAKER



- Two way bass reflex ceiling speaker for music reproduction
- Speaker: woofer 5" neodymium magnet, tweeter 1" dome neodymium magnet
- Power/RMS: 120/60W Bypass
- Impedance: [Bypass] 16 Ω
- Line transformer [100V]: 30W - 20W - 10W - 5W  
[70V]: 15W - 10W - 5W - 2.5W
- Crossover freq.: 3000 Hz, 12/12 dB/oct - High pass filter at 150 Hz
- Angle of coverage: 120° horizontal x 120° vertical
- Cabinet: Plastic material self-extinguishing, Tuned Alu-dome
- Connectors: Euroblock, removable for easy installation



## SPECIFICATIONS

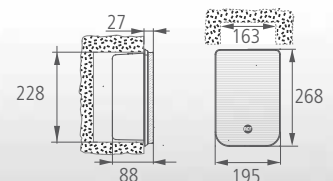
	MQ 50C
POWER	30 - 20 - 10 - 5 W (100 V)
CONSTANT VOLTAGE	100 V, 70 V
FREQUENCY RESPONSE	70 ÷ 20.000 Hz (± 3 dB)
SENSITIVITY (1 m / 1 W)	92 dB
MAXIMUM SOUND PRESSURE	112 dB (1 m / POWER MAX)
ANGLE OF COVERAGE	120°

# MQ 50i

TWO-WAY IN WALL SPEAKER



- In-wall speaker system for music reproduction
- Two way bass reflex construction for flush mount
- Speaker: woofer 5" neodymium magnet, 0.75" dome tweeter
- Power: max. 60W (bypass)
- Impedance: [Bypass] 16 Ω
- Line transformer [100V]: 30W - 20W - 10W - 5W  
[70V]: 15W - 10W - 5W - 2.5W
- Crossover frequency: 3000 Hz, 12/12 dB/oct
- Cabinet: Plastic material self-extinguishing, Tuned Alu-dome
- Connectors: Euroblock
- Suitable for standard Multibox enclosure, 2 modules



## SPECIFICATIONS

	MQ 50i
POWER	30 - 20 - 10 - 5 W (100 V)
CONSTANT VOLTAGE	100 V, 70 V
FREQUENCY RESPONSE	100 ÷ 20.000 Hz (± 3 dB)
SENSITIVITY (1 m / 1 W)	90 dB
MAXIMUM SOUND PRESSURE	112 dB (1 m / POWER MAX)
ANGLE OF COVERAGE	120° (Horiz.); 100° (Vert.)

# MQ 100L

## THREE WAY COLUMN LOUDSPEAKER

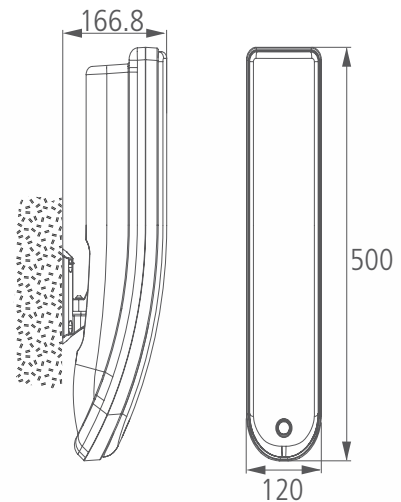
MQ 100L is a 3 way column array speaker system providing natural high intelligibility hi-fidelity sound for both speech and music, suitable for applications where the environment is acoustically critical or where architectural constraints require compact elements. The wide horizontal coverage angle (180°) and the 60° asymmetrical vertical dispersion allow the correct sound reproduction in a wide space, limit the downward tilting and helps reducing feedbacks and improving the sound directivity (important in halls having a long reverberation time). MQ 100L is equipped with: 2 rubber surround 3.5" woofers, 2 fabric surround 3.5" mid-woofers, 2 cloth coated 0.75" dome tweeters.

Mounting accessories are included. These have been studied to keep the column as close as possible to the wall and simplify its installation. Even if the pre-oriented vertical acoustic axis allows to cover already the majority of the installations without requiring additional tilting, the MQ 100L is provided with accessories to physically orient the speaker down of extra 5° and 10°. Also on the horizontal plan the MQ 100L can be freely rotated for plus/minus several degrees.

MQ 100L (Black) p.n. 130.00.086

MQ 100L-W (White) p.n. 130.00.187

- It includes a line transformer inside for the connection to (100 – 70 V) constant voltage lines, yet it can also be set to 16 Ω (low impedance connection).
- The power / mode selection is made by means of the rear panel rotary switch.
- Loudspeaker RMS power is: 40 – 20 – 10 – 5 W (selectable), if connected to a 100 V constant voltage line;  
20 – 10 – 5 – 2.5 W (selectable), if connected to a 70 V constant voltage line;
- Max. 60 W on low impedance (16 Ω).
- MQ100L body is made of self-extinguishing (HB level) high density polystyrene.
- Available in 2 colours: MQ 100L (Black), MQ 100L –W (White)



### SPECIFICATIONS

POWER  
CONSTANT VOLTAGE  
FREQUENCY RESPONSE  
SENSITIVITY (1 m / 1 W)  
MAXIMUM SOUND PRESSURE  
ANGLE OF COVERAGE

### MQ 100L

120 - 60 W (100 V)  
100 V, 70 V  
130 ÷ 20.000 Hz  
93 dB  
118 dB (1 m / MAX POWER)  
180° (H) - 60 (+ 20, - 40)° (V)





MQ 90S-B p.n. 130.00.097

MQ 60H Link White p.n. 133.60.080

MQ 60H Link Black p.n. 133.60.081

# MQ 90S

8" BAND PASS SUBWOOFER



- SubWoofer 8", especially designed to be used with MQ series speakers
- Well suitable also for other RCF speakers such as PL40, PL6X, DU 100X, DP 2X
- Power/RMS: 160/80W Bypass
- Impedance: [Bypass] 16 Ω
- Line transformer [100V]: 60W - 30W - 15W - 7.5W  
[70.7V]: 30W - 15W - 5W - 7.5W
- Crossover frequency: 200 Hz, 12 dB/oct
- As the subwoofer range is non-directional, the unit can be installed in a semi-hidden position
- Cabinet: PVC covered Chipboard and Painted Front Medium density
- Input: Euroblock connector



## SPECIFICATIONS

POWER	60 - 30 - 15 - 7.5 W (100 V)
CONSTANT VOLTAGE	100 V, 70 V
FREQUENCY RESPONSE	70 ÷ 220 Hz (± 3 dB)
SENSITIVITY (1 m / 1 W)	89 dB
MAXIMUM SOUND PRESSURE	107 dB (1 m / POWER MAX)
CONNECTORS	EUROBLOCK

# MQ 60H Link

ACCESSORIES



- MQ 60H LINK is available in black or white and can be used to support 2 MQ 60H speakers to form an omni directional high quality speaker array 360° dispersion over a horizontal surface which is controlled over a vertical surface.
- MQ 60H Link is made in fibre-glass loaded nylon and it is provided with the slide-in support for the direct mounting of the two MQ 60H system.
- The central fixing ring is for the safe suspension of the speaker system thanks to a chain or a steel-wire.

# PROFESSIONAL AMPLIFIERS

IPS 700 p.n. 121.35.087

IPS 1700 p.n. 121.35.089

## IPS 700 HIGH POWER AMPLIFIER



IPS 700 is a 2 channel power amplifier that offer exceptional sonic integrity in a compact and lightweight 2 rack units space. This amplifier delivers up to 2 x 300 W RMS @ 4 Ω (600 W RMS bridged @ 8 Ω), weighing just 10,1 kg. Thanks to its high efficiency heat sinks and high speed DC fans, the IPS 700 can withstand the hardest heat conditions ensuring great reliability.

## IPS 1700 HIGH POWER AMPLIFIER



IPS 1700 is a 2 channel power amplifier that offer exceptional sonic integrity in a compact and lightweight 2 rack units space. This amplifier delivers up to 2 x 450 W RMS @ 4 Ω (900 W RMS bridged @ 8 Ω), weighing just 12,7 kg. Thanks to its high efficiency class H design and high speed DC fans, the IPS 1700 can withstand the hardest heat conditions ensuring great reliability.

### SPECIFICATIONS

	IPS 700	IPS 1700
Amplifier class	AB	H
Power output (W) Stereo per Channel @ Ohm	2 x 300 W @ 4 Ω 2 x 150 W @ 8 Ω	2 x 450 W @ 4 Ω 2 x 350 W @ 8 Ω
Bridged power	600 W @ 8 Ω	900 W @ 8 Ω
Frequency Response	20 Hz ÷ 20 kHz	20 Hz ÷ 20 kHz
THD @ 1 kHz	< 0.5% (@ 1kHz)	< 1% (@ 1kHz)
Signal / noise ratio	> 100dB (@ 1kHz, 0dBu input)	> 100dB (@ 1kHz, 0dBu input)
Impedance	20 kΩ	20 kΩ
Protections	DC, internal fault, input overload, RF interference, unmatched load, output short-circuit, thermal drift, power supply over-current	DC, internal fault, input overload, RF interference, unmatched load, output short-circuit, thermal drift, power supply over-current
Cooling	Internal heat sinks and forced ventilation	Internal heat sinks and forced ventilation
Crosstalk	> 75dB (@ 1kHz)	> 75dB (@ 1kHz)
Input connectors	XLR female	XLR female
Power supply / Operation Voltage	230V~ / 50-60 Hz	230V~ / 50-60 Hz
Power factors (cos)	-	-
Dimensions (A x L x P)	88 x 482 x 255 mm (2 rack units)	88 x 482 x 255 mm (2 rack units)
Net Weight	10.1 kg	12,7 kg



IPS 2700 p.n. 121.35.091

IPS 3700 p.n. 121.35.093

# IPS 2700

HIGH POWER AMPLIFIER



# IPS 3700

HIGH POWER AMPLIFIER



IPS 2700 is a 2 channel power amplifier that offer exceptional sonic integrity in a compact and lightweight 2 rack units space. This amplifier delivers up to 2 x 1100 W RMS @ 4 Ω (2200 W RMS bridged @ 8 Ω), weighing just 14,5 kg. Thanks to its high efficiency class H design and high speed DC fans, the IPS 2700 can withstand the hardest heat conditions ensuring great reliability.

IPS 3700 is a 2 channel power amplifier that offer exceptional sonic integrity in a compact and lightweight 2 rack units space. This amplifier delivers up to 2 x 1500 W RMS @ 4 Ω (3000 W RMS bridged @ 8 Ω), weighing just 19,5 kg. Thanks to its high efficiency class H design and high speed DC fans, the IPS 3700 can withstand the hardest heat conditions ensuring great reliability.

## SPECIFICATIONS

	IPS 2700	IPS 3700
Amplifier class	H	H
Power output (W) Stereo per Channel @ Ohm	2 x 1100 W @ 4 Ω 2 x 700 W @ 8 Ω	2 x 1500 W @ 4 Ω 2 x 1200 W @ 8 Ω
Bridged power	2200 W @ 8 Ω	3000 W @ 8 Ω
Frequency Response	20 Hz ÷ 20 kHz	20 Hz ÷ 20 kHz
THD @ 1 kHz	< 1% (@ 1kHz)	< 1% (@ 1kHz)
Signal / noise ratio	> 100dB (@ 1kHz, 0dBu input)	> 100dB (@ 1kHz, 0dBu input)
Impedance	20 kΩ	20 kΩ
Protections	DC, internal fault, input overload, RF interference, unmatched load, output short-circuit, thermal drift, power supply over-current	DC, internal fault, input overload, RF interference, unmatched load, output short-circuit, thermal drift, power supply over-current
Cooling	Internal heat sinks and forced ventilation	Internal heat sinks and forced ventilation
Crosstalk	> 75dB (@ 1kHz)	> 75dB (@ 1kHz)
Input connectors	XLR female	XLR female
Power supply / Operation Voltage	230V~ / 50-60 Hz	230V~ / 50-60 Hz
Power factors (cos)	-	-
Dimensions (A x L x P)	88 x 482 x 255 mm (2 rack units)	88 x 482 x 255 mm (2 rack units)
Net Weight	14,5 kg	1985 kg

# PROFESSIONAL AMPLIFIERS

HPS 1500 p.n. 121.35.055

HPS 2500 p.n. 121.35.054

HPS 3000 p.n. 121.35.053

## HPS 1500

CLASS H PROFESSIONAL POWER AMPLIFIER



HPS 1500 is a 2 channel power amplifier that delivers up to 2 x 750 W RMS @ 4 Ω (1500 W RMS bridged @ 8 Ω).

XLR inputs for patching in signals as well as Speakon ports for connecting speaker systems are provided for the maximum flexibility. A forced air cooling system maintains a low operating temperature.

## HPS 2500

CLASS H PROFESSIONAL POWER AMPLIFIER



HPS 2500 is a 2 channel power amplifier that delivers up to 2 x 750 W RMS @ 4 Ω (1500 W RMS bridged @ 8 Ω).

XLR inputs for patching in signals as well as Speakon ports for connecting speaker systems are provided for the maximum flexibility. A forced air cooling system maintains a low operating temperature.

## DPS 3000

CLASS HD PROFESSIONAL POWER AMPLIFIER  
WITH PFC AND SMPS



DPS 3000 is a 2 channel power amplifier that can handle exceptionally high power ratings in a compact and lightweight 2 rack units space. Thanks to the class HD technology, this amplifier delivers up to 2 x 1700 W RMS @ 2 Ω (3400 W RMS bridged @ 4 Ω), weighing just 14 kg. It comes with a 'PFC' ('Power factor correction') switched-mode power supply which ensures that a predominantly resistive load is presented to the mains power supply; this also leads to an improved amplifier performance at high output levels. Thanks to its high efficiency heat sinks and variable speed DC fans, the DPS 3000 can withstand the hardest heat conditions ensuring great reliability.

SPECIFICATIONS	HPS 1500	HPS 2500	DPS 3000
Amplifier Class	Class H	Class H	Class HD
Power output RMS - Stereo	2 x 750 W @ 4 Ω 2 x 450 W @ 8 Ω	2 x 1400 W @ 2 Ω 2 x 1100 W @ 4 Ω 2 x 700 W @ 8 Ω	2 x 1700 W @ 2 Ω 2 x 1200 W @ 4 Ω 2 x 800 W @ 8 Ω
Power output RMS - Bridged	1500 W @ 8 Ω	2800 W @ 4 Ω 2200 W @ 8 Ω	3400 W @ 4 Ω 2400 W @ 8 Ω
Frequency response	20 Hz ÷ 20 kHz	20 Hz ÷ 20 kHz	20 Hz ÷ 20 kHz
THD @ 1 kHz	0.05 % , 1 dB below clip	0.05 % , 1 dB below clip	0.05 % , 1 dB below clip
Damping factor @ 8 Ω	> 300	> 300	> 1000
Slew rate	50 V / μs	50 V / μs	55 V / μs
Signal / noise ratio	106 dB	106 dB	108 dB
Input sensitivity (/voltage gain)	1.4 V (/ 32 – 26 dB)	1.4 V (/ 32 – 26 dB)	1.4 V (/ 32 – 26 dB)
Input impedance	20 kΩ (bal.), 10 kΩ (unbal.)	20 kΩ (bal.), 10 kΩ (unbal.)	20 kΩ (bal.), 10 kΩ (unbal.)
Protective circuits	Temp., DC, RFI, short circuit	Temp., DC, RFI, short circuit	Temp., DC, RFI, short circuit
Cooling	Temperature-controlled fan	Temperature-controlled fan	Temperature-controlled fan
Power supply / Operation voltage	220 ÷ 240 V (50 / 60 Hz)	220 ÷ 240 V (50 / 60 Hz)	SMPS / 90 ÷ 245 V (50 / 60 Hz)
Power factor (cos)	-	-	> 0.95 da 200 W to full power
Dimensions (w, h, d)	88 x 482 x 420 mm (2 unit rack)	88 x 482 x 420 mm (2 unit rack)	88 x 482 x 420 mm (2 unit rack)
Net weight	17 kg	19 kg	14 kg

# DX 4008

4 INPUT - 8 OUTPUT DIGITAL PROCESSOR

# DX 2006

2 INPUT - 6 OUTPUT DIGITAL PROCESSOR

DX 4008 p.n. 121.35.033

DX 2006 p.n. 121.35.068

## INPUT AND OUTPUT

Input Impedance:	>10k Ohm
Output Impedance:	50 Ohm
Maximum Level:	+20 dBu
Type:	Electronically balanced

## AUDIO PERFORMANCE

Frequency Response:	+/- 0.1dB (20 to 30 kHz)
Dynamic Range:	115 dB typ (unweighted)
CMMR:	> 60 dB (50 to 10 kHz)
Crosstalk:	< -100 dB
Distortion:	0.002% (1kHz @+4dBu)

## DIGITAL AUDIO PERFORMANCE

Processor:	40-bit (DX 2006) / 32-bit (40-bit extended) (DX 4008)
Sampling Rate:	96kHz
Analog Converters:	High Performance 24-bit
Propagation Delay:	1.5ms (DX 2006) 3ms (DX 4008)

## FRONT PANEL CONTROL

Display:	2 x 16 Character Backlit LCD (DX 2006) 4 x 26 Character Backlit LCD (DX4008)
Level Meters:	5 segment LED
Buttons:	Mute/Edit Controls Menu Controls
Dial Encoder:	Embedded Thumb Wheel

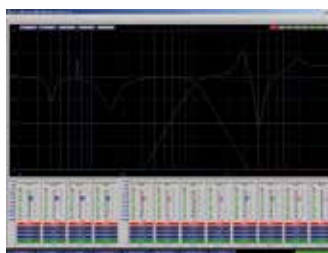
## CONNECTORS:

Analog Inputs:	3-pin Female XLR
Analog Outputs:	3-pin Male XLR
RS-232:	Female DB-9 (DX4008)
USB:	Type B (DX 2006)
Power:	Standard IEC Socket

## GENERAL

Power:	90-240 VAC (50-60Hz)
Dimensions:	19" x 1.75" x 9" (483x44x229mm)
Weight:	6.1 lb - 3 kg (DX4008) 10 lb - 4.5 kg (DX2006)

The DX 4008 is a complete 4 input - 8 output digital loudspeaker management system designed for the touring or fixed sound installation markets. The absolute latest in available technology is utilized with 32-bit (40-bit extended) floating point processors and high performance 24-bit Analog Converters. Sampling rate can be set to 96 kHz. The high-bit DSP prevents noise and distortion induced by truncation errors of the commonly used 24-bit fixed-point devices. A complete set of parameters include I/O levels, delay, polarity, 6 bands of parametric EQ per channel, multiple crossover selections and full function limiters. Precise frequency control is achieved with its 1 Hz resolution. Inputs and outputs can be routed in multiple configuration to meet any requirements. The DX 4008 can be controlled or configured in real time on the front panel or with the intuitive PC GUI accessed via the RS 232 interface. Software upgrade for CPU and DSP via PC keeps the device current with newly developed algorithms and functions once available. Multiple setup storage and system security complete this professional package.



The DX 4008 and DX 2006 are shipped with a special PC Graphic User Interface (GUI) application – Xlink that gives the user an option to control the digital processors. The GUI application makes it much easier to control and monitor the devices, allowing the user to get the whole picture on one screen. Programs can be recalled and stored from/to PC hard drive, thus expanding the storage to become virtually limitless.



The DX 2006 is a 2 input - 6 output loudspeaker management device with 40 bit floating point DSP and 96 kHz sampling rate, suitable for the optimization of passive loudspeaker systems. The DX 2006 offers flexible routing, signal processing and equalization and can be used also for multiple ways and multi-amplified systems managing. LCD, controls and LED indicators are available on the frontal panel and it is also possible to set up and control the processor through a PC. Various crossover modes are available and 30 programs/settings can be stored.

# MS1033

## CD-USB MP3 PLAYER WITH FM RADIO TUNER

MS 1033 is really a dual sound source, built on two independent sections that can be used simultaneously.

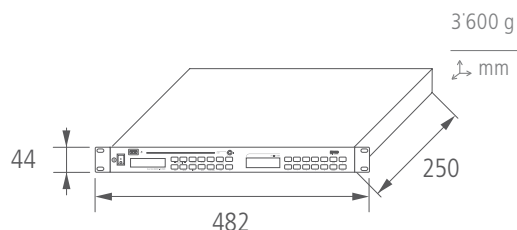
- CD player with anti-shock mechanic and electronics. It plays both audio tracks and MP3 files on compact discs (CD, CD-R, CD-R/W). It plays MP3 files (only) on USB flash drives and 'Secure Digital' (SD) cards (this port is also compatible for 'MultiMedia Cards').

- Tuner (FM: 87.5 ÷ 108 MHz) with 60 memories (10 accessed directly and 50 through the remote control) to store and recall preferred stations quickly.



MS 1033 p.n. 171.70.108

- Double sound source with two independent sections and outputs power (Tuner - CD/Mp3)
- CD player to reproduce audio tracks and Mp3 files from a compact disc (CD, CD-R, CD-R/W) or from the USB drive ("Flash" memory stick with only Mp3 files)
- The USB port is available on both front and back panels to provide maximum flexibility
- LCD backlit display gives information on the CD and Mp3 files
- I/R remote control for CD and Tuner included
- FM radio tuner (87.5 - 108 MHz) with possibility to memorize your 30 favourite radio stations
- Stereo / Mono selector for applications where stereo signals are not needed
- LCD backlit display shows the frequency and stations that are in memory
- SD Card port available on the front panel



### REAR VIEW



### SPECIFICATIONS

AUDIO OUTPUT LEVEL	+4 dBu ± 2 dBu (1.2 V ± 0.2 V)
FREQUENCY RESPONSE	20 ÷ 20.000 Hz (CD); 100 ÷ 12.000 Hz (RADIO)
DISTORTION (THD+N)	< 0.1% (CD); < 0.8% (RADIO)
FREQUENCY RANGE	87.5 ÷ 108 MHz (FM)
SIGNAL TO NOISE RATIO	> 70 dB (CD); > 60 dB (RADIO)
CHANNEL SPLIT	≥ 60 dB (CD); ≥ 30 dB (RADIO)
SENSITIVITY	≤ 10 V
SUPPLY VOLTAGE	220÷240 V / 110÷120 V (50 / 60 Hz)
OUTPUT CONNECTORS	RCA (L&R RADIO); RCA (L&R CD USB/MP3); RCA (L&R MIXED)

# UNIVERSAL LINE TRANSFORMERS

**TD 10, 10 W** p/n 133.60.045

**TD 60, 60 W** p/n 133.60.047

**TD 240, 240 W** p/n 133.60.049

**TD 30, 30 W** p/n 133.60.046

**TD 120, 120 W** p/n 133.60.048

High quality transformers suitable to connect loudspeakers with 4-8  $\Omega$  impedance to constant voltage lines (70-100V). It's possible to select different power values. Thanks to material over-sizing and alternate layer windings, they offer high performance: dynamics and frequency response are particularly extended. They are suitable to drive professional speakers through constant voltage power amplifiers.



SPECIFICATIONS	TD 10	TD 30	TD 60	TD 120	TD 240
OUTPUT POWER 4 $\Omega$	1.2 - 2.5 - 5 - 10 W	15 - 30 W	15 - 30 - 60 W	30 - 60 - 120 W	60 - 120 - 240 W
OUTPUT POWER 8 $\Omega$	0.6 - 1.2 - 2.5 - 5 - 10 W	7.5 - 15 - 30 W	7.5 - 15 - 30 - 60 W	15 - 30 - 60 - 120 W	30 - 60 - 120 - 240 W
FREQUENCY RESPONSE	50 ÷ 18.000 Hz	50 ÷ 18.000 Hz	50 ÷ 18.000 Hz	50 ÷ 18.000 Hz	50 ÷ 18.000 Hz
DIMENSIONS	86 x 53 x 59 mm	87 x 53 x 68 mm	77 x 77 x 79 mm	85 x 85 x 90 mm	98 x 89 x 100 mm
WEIGHT	0.5 Kg	0.74 Kg	1.22 Kg	1.87 Kg	3.1 Kg

## TD 300 p/n 171.70.126

### 300W PROFESSIONAL AUDIO TOROIDAL TRANSFORMER

Nominal 300W TD 300 Toroidal transformer, main 4 $\Omega$ , secondary 100V. Terminals for quick connection to panel RT 2006. Quick transformer mounting inside the rack chassis with the supplied kit.

## TD 500 p/n 171.70.127

### 500W PROFESSIONAL AUDIO TOROIDAL TRANSFORMER

Nominal 500W TD 500 Toroidal transformer, main 4 $\Omega$ , secondary 100V. Terminals for quick connection to panel RT 2006. Quick transformer mounting inside the rack chassis with the supplied kit.

## TD 1000 p/n 171.70.128

### 1000W PROFESSIONAL AUDIO TOROIDAL TRANSFORMER

Nominal 1000W TD 1000 Toroidal transformer, main 4 $\Omega$ , secondary 100V. Terminals for quick connection to panel RT 2006. Quick transformer mounting inside the rack chassis with the supplied kit.

#### SPECIFICATIONS

INPUT IMPEDANCE (PRIMARY)	TD 300: 4 $\Omega$ - 35 V TD 500: 4 $\Omega$ - 45 V TD 1000: 4 $\Omega$ - 63 V
OUTPUT VOLTAGE (SECONDARY)	TD 300: 100 V, 33 $\Omega$ TD 500: 100 V, 20 $\Omega$ TD 1000: 100 V, 10 $\Omega$
FREQUENCY RESPONSE	50 - 20.000 Hz
THERMAL DETECTION THRESHOLD	90° C
NOMINAL POWER	TD 300: 300 VA TD 500: 500 VA TD 1000: 1000 VA
DIMENSIONS (DIAMETER, HEIGHT)	TD 300: $\varnothing$ 115 mm, 65 mm TD 500: $\varnothing$ 125 mm, 70 mm TD 1000: $\varnothing$ 170 mm, 75 mm)
NET WEIGHT	TD 300: 2.8 kg TD 500: 3.2 kg TD 1000: 6.3 kg
INPUT CONNECTORS	SPEAKON (RT 2006)
OUTPUT CONNECTORS	SCREW TYPE EUROBLOCK (RT 2006)

## RT 2006

p/n 171.70.125

### RACK ENCLOSURE FOR POWER TRANSFORMERS



- Standard 2U 19" rack enclosure to house and connect up to 6 TD 300 transformers, up to 4 model TD 500 transformers or up to 2 TD 1000 transformers
- Different transformers can also be combined within the panel
- The RT 2006 has an interface circuit with connection terminals between amplifiers, transformers and speaker lines
- The connections are all removable and sized for maximum applicable power
- Easy transformer installation and connection to terminals
- Thanks to material over-sizing and alternate layer windings, frequency response of the transformers is particularly extended. These transformers can be used also with professional high performance loudspeakers

# RCF AMBIENTE

## RC 62

### REMOTE CONTROL FOR MS 520

RC 62-W white	p/n 133.60.039
RC 62-G grey	p/n 133.60.040
RC 62-S silver	p/n 133.60.041

Designed to be simply inserted into any 503 flush / wall mounted box using original standard supports and cover-plates that can be found on the market. It allows to select programmes and adjust the volume in the respective zone. It can turn the MS 520 in stand-by mode as well. It can be linked to a MS 520 by using CAT5 cables and RJ 45 plugs. Available in white (W), grey (G) and silver (S)



The picture above shows a possible installation of the RC 62 remote control (box, front plate, blank plates are not included).

MS 520 p.n. 121.35.043

## MS 520

### AMPLIFIER / CONTROL UNIT



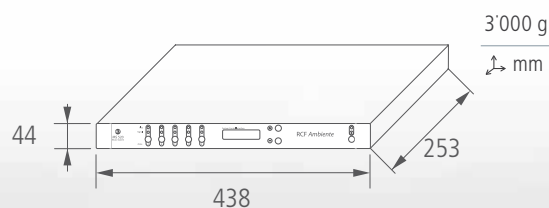
- MS 520 contains all functions required by a system to send different musical programmes in homes and commercial premises
- Three different musical programmes and one for paging can be sent to five mono zones or, alternatively, 3 mono zones and one stereo zone
- A direct auxiliary input is available for each of the five zones to connect sources such as CD players, wireless microphones or mixers to be used exclusively for one zone/room
- It is also possible link two RCF AMBIENTE and share the music sources in order to extend the number of zones to ten
- The third music source input can have priority (when enabled) over the other two music sources
- Power outlet controlled by the system to switch a connected sound sources on/off
- Five amplified 20 W / 4 ohm outputs, each also available as full-range or low-pass signal at line level on RCA connectors to drive external power amplifiers (when areas to be covered are particularly large)
- The universal MIC-LINE input can be used for paging, with the possibility to have a tone that precedes the announcement
- The VOX function can be matched to a zone group to work without pressing keys or closing contacts (e.g. from a suitable private telephone exchange)
- For each zone, an RJ 45 connector allows the connection of remote controls (max. 3 per zone) via CAT5 cable for volume control, musical programme selection or direct input activation installable in any electrical mounting box by using the original local country supports and cover-plates

#### SPECIFICATIONS

OUTPUT POWER  
 FREQUENCY RESPONSE  
 T.H.D.  
 MIN. OUTPUT LOAD (/ ZONE)  
 TONE CONTROLS  
 SIGNAL / NOISE RATIO  
 INPUT SENSITIVITY  
  
 PHANTOM POWER SUPPLY (PAGING INPUT)  
 POWER SUPPLY  
 INPUT CONNECTORS  
 OUTPUT CONNECTORS

#### MS 520

5 x 20 W RMS  
 20 ÷ 18000 Hz (± 3 dB)  
 < 0.5% @ 1 kHz  
 4 Ω  
 LOW: 100 Hz ± 8 dB; HIGH: 12.5 kHz ± 8 dB  
 > 78 dB (MUSIC SOURCE IN, DIRECT IN) > 60 dB (PAGING IN);  
 (MIC) - 58 dBu ÷ - 41 dBu (1 ÷ 7 mV);  
 (LINE) - 43 dBu ÷ - 27 dBu (5.5 ÷ 35 mV);  
 (MUSIC, DIRECT) - 16 dBu (120 mV)  
  
 16 V dc  
 100 ÷ 240 V ac (50 - 60 Hz)  
 11 x RCA (LINE), RJ 45 FOR REMOTE CONTROLS  
 7 x RCA, SCREW TERMINALS FOR LOUDSPEAKERS



Black lable provided for front panel



# TS 9918

p.n. 133.60.235

## TOUCH-SENSITIVE REMOTE CONTROL

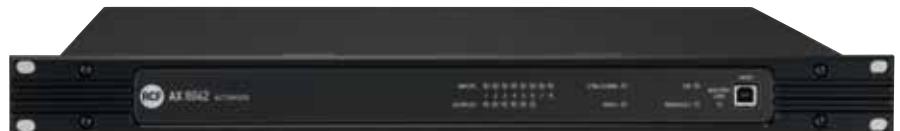
TS 9918 is a touch sensitive remote control mainly dedicated to AX 8042 and ZX 8060 digital matrix units. Its 8 buttons and scroll-wheel are fully configurable using the PC Control Software and the slim-line structure allows installation in any environment. Three back-light operation modes are available according to application: night, eco, daylight. Two kinds of configurations are possible for each remote control: Static or Dynamic. Static is when each button can work as VOLUME control and MUTE command for a single IN or a single OUT or for a GROUP of them; as GPO trigger, PRESET-RECALL or as input ENABLING command according to the pre-set priority levels. Dynamic is when the 2 groups of 4 buttons each allow you to act on input(s) and output(s) in terms of MUTE and VOLUME controls, but also to work as patch&link of any input(s) to any output(s).



AX 8042 p.n. 171.70.165

# AX 8042

## DSP MATRIX MIXER AND AUTOMIXER



- AX 8042 is a highly versatile digital matrix-mixers designed on a powerful DSP platform using advanced electronics
- 8 universal MIC-LINE inputs and 6 outputs, where 4 are included in the audio matrix while the 2 remaining can be separately processed and combined to any of the previous.
- A large number of audio parameters can be set, such as parametric equalizers, gates, compressors, limiters, delays, duckers, priorities, Automatic Level and Gain Control, levels and gains on cross-points as well, auto-mixer functions and filters.
- One input can be set to automatically adjust the volume level.
- Two virtual independent units can be created for simple room combining applications.
- It is able to receive 10 logic inputs and send 6 logic outputs, 2 of which are supported by relay.
- One of these can be set up to detect a deficiency.
- The serial port can be set to work within dedicated TS 9918 touch sensitive flat remote (up to 4) or with other systems (e.g. Crestron e AMX).
- It is possible to link two AX 8042 to create a 16-input 12-output matrix.
- A slot on the rear panel allows the integration of an RCF RDNet module into the mixer.
- Up to 12 paging microphones (model BM 3003) can be daisy-chained as an alternative to input 1.
- The front panel integrates several LED indicators to give feedback on audio input and output activities.
- The AX 8042 is a 19" 1U rack mounting device and employs a universal 50W power supply, 100-240VAC, 50/60Hz.
- Dedicated Control Software, installed on a PC and linked by the front USB connector.

### SPECIFICATIONS

Max. Input level:	Mic/line +24 dBu Bal
Max. Output level:	+24 dBu Balanced
Output impedance:	50 Ω
Phantom Power:	+48 V
AC Power:	100÷240 ~ 50 / 60 V ~ Hz
Package height:	17 / 6.69 mm/inch
Package width:	575 / 22.63 mm/inch
Package depth:	480 / 18.89 mm/inch
Shipping Weight:	5.0 / 11.02 Kg/Lbs

### AX 8042

Max. Input level:	Mic/line +24 dBu Bal
Max. Output level:	+24 dBu Balanced
Output impedance:	50 Ω
Phantom Power:	+48 V
AC Power:	100÷240 ~ 50 / 60 V ~ Hz
Package height:	17 / 6.69 mm/inch
Package width:	575 / 22.63 mm/inch
Package depth:	480 / 18.89 mm/inch
Shipping Weight:	5.0 / 11.02 Kg/Lbs



# UNIVERSAL ACCESSORIES FOR LOUDSPEAKERS

RCF offers a complete range of universal high quality accessories for loudspeakers. Refer to each product page for the most appropriate accessory.



## 133.60.035 AC S260

Steel speaker floor stand with folding base and telescopic rod, tube diameter 35mm. - Equipped with damping system and safety plug; central die-cast joint - Load capacity up to 60 kg - Weight 7,8 Kg - H MIN/MAX 170 cm / 240 cm - Max base opening 130 cm diameter - Length once folded 123 cm.



## 133.60.036 AC S140

Aluminium speaker floor stand with folding base and telescopic rod, tube diameter 35mm. - Equipped with damping system and safety plug - Load capacity up to 40 kg - Weight 2,7 Kg - H MIN/MAX 140 cm / 214 cm - Max base opening 130 cm diameter - Length once folded 107 cm.



## 133.60.034 AC PMA

Aluminium pole mount stand with telescopic rod, tube diameter 35mm. - Load capacity up to 40 kg



## 133.60.031 AC EB 4X

Set of four eye bolts



## 133.60.033 AC NL4F 4X

Kit including No. 4 Neutrik Speakon NL4F connectors.



## 133.60.109 AC PRO-FS

Steel speaker floor stand with folding base and telescopic rod, tube diameter 35mm. Load capacity up to 50kg, Weight 4.5 Kg, H MIN/MAX 137cm/210cm. Length once folded 102cm



## 133.60.111 AC PRO-LF

Steel professional adapter sleeve for loudspeaker floor stands, tube diameter 35mm. Load capacity up to 50kg, Weight 0.7 Kg, H 275cm.



## 133.60.110 AC PRO-PM

Steel pole mount accessory for a satellite loudspeaker on a subwoofer, tube diameter 35mm. Load capacity up to 35kg, Weight 2.4 Kg, H MIN/MAX 95cm/137cm.



## 133.60.102 AC XLR-3M3F

3 XLR Female connector with nickel body and silver contacts. 3 XLR Male connector with nickel body and silver contacts.





sound culture

HEADQUARTERS:

RCF S.p.A. Italy  
tel. +39 0522 274 411  
e-mail: info@rcf.it

RCF UK  
tel. 0844 745 1234  
Int. +44 870 626 3142  
e-mail: info@rcfaudio.co.uk

RCF France  
tel. +33 1 49 01 02 31  
e-mail: france@rcf.it

RCF Germany  
tel. +49 2203 925370  
e-mail: germany@rcf.it

RCF Spain  
tel. +34 91 817 42 66  
e-mail: info@rcfaudio.es

RCF Belgium  
tel. +32 (0) 3 - 3268104  
e-mail: belgium@rcf.it

RCF USA Inc.  
tel. +1 732-9026100  
e-mail: info@rcf-usa.com

[www.rcf.it](http://www.rcf.it)