

PLATINUM SERIES III



"How can a loudspeaker be made to sound more natural? This is the question that drives our endeavour day-in, day-out. We're motivated by the quest to eliminate distortion from the most important element in your audio system. How far we've come can be measured by the sound of Platinum II: the most accurate and beautiful loudspeakers Monitor Audio has ever made. Supported by painstaking analysis and a lifetime of listening, their evolution has refined our technologies, inspired new discoveries and achieved advances in every area of design - electrical, mechanical, magnetic, acoustic and aesthetic. The result is a speaker range of

exceptional quality, dedicated to raising your emotional contact with music and film sound in all its natural glory. Built by audio lovers, for audio lovers, Platinum II provides our answer to the primary challenge of speaker design. To the big question we simply reply "like this!"



Dean Hartley
Technical Director

WHAT HI+FI?

Stars of CES|2016★

PLATINUM SERIES III



PURITY



If a pin drops, you'll hear it. When the orchestra plays, it plays for you, so vividly and with such effortless scale you'll believe you're ten rows from the stage. This is the magic of high-end audio as experienced through the Platinum II speakers. Whether it's a power chord exploding from a towering backline, the majesty of a choir soaring in union or the spell-binding gravity of a solo performance, you'll sense the chemistry of music and musician more than ever before. Play films and re-live the drama as if they'd written you into the script. As soon as you discover the sheer authenticity of Platinum II, everything will become clear.

That moment will be our reward as well, because we love to share the excitement of creating sound, bursting with natural energy and dynamics. For over forty years our work as engineers and audio enthusiasts has been dedicated to this unveiling. With our most advanced driver, crossover and acoustic systems set within luxurious cabinets, we've tuned the virtues that have won Monitor Audio worldwide acclaim to a new intensity, allowing rarefied audio transparency to be revealed and enjoyed. Platinum II is our magnum opus, as inspirational and satisfying to us as we hope it will be to you.

PRECISION



The Platinum II cabinets are a statement of immaculate craftsmanship. Each is hand-built with the expert precision of the finest furniture makers, employing multiple laminations of veneer that are formed into a curved rigid shell. For the finish, natural wood veneers in Santos Rosewood or Natural Ebony are pair-matched, applied and hand-coated with 11 layers of clear gloss piano lacquer, then polished to reveal the glowing lustre in the grain. Platinum II models are also available in a penetrating piano black gloss lacquer, which will offer a luxurious contrast with room décor.

The front baffles are hand-upholstered with the very highest quality Inglestone leather supplied by Andrew Muirhead and used to distinguish many luxury British brands. Such is the level of care lavished on the Platinum II enclosures that each requires as many as 144 hours to complete.



PERFORMANCE



Platinum II offers you genuine audiophile performance with stunning design and materials specification. In the pursuit of ever lower distortion, no detail has been overlooked. Through meticulous FEA modelling we've optimised the operation of electrical, mechanical, magnetic and acoustic systems, introducing new discoveries to meet ambitious performance goals. The Platinum II range deploys an enhanced generation of RDT® bass and mid drivers, and for the first time in a Monitor Audio product, the MPD (Micro Pleated Diaphragm) high frequency transducer. Including improved crossover and speaker terminal designs together with proprietary ARC®, TLE, HiVe®II technologies, Platinum II builds on the award-winning advances of over forty years to create a high-end speaker range that is utterly faithful to the source.

TECHNOLOGY



MPD (MICRO PLEATED DIAPHRAGM) HIGH FREQUENCY TRANSDUCER: Developed over many months of intensive testing and listening, the MPD High Frequency Transducer is a landmark achievement by the engineering team for Platinum II. It represents an imaginative re-working of an existing technology, transforming a successful idea into an audiophile super-driver, having greater accuracy and efficiency than ever before. Using a new, proprietary low-mass pleated diaphragm with a surface area eight times larger than that of a traditional dome tweeter, the MPD transducer works like a super-fast accordion by rapidly squeezing the pleats to produce a smooth, wide, naturally fast response up to 100kHz. As a result it sounds more lifelike, releasing the high harmonic spectrum of every note without the distortion that blurs definition.

DRIVER FEATURES

RDT II (RIGID DIAPHRAGM TECHNOLOGY 2ND GENERATION):

A composite 'sandwich' structure made from ultra-thin low mass skins, bonded to a honeycomb Nomex® core material. It is very light and very strong, meaning that it can respond with great speed without bending – just like a perfect piston. RDT II uses C-CAM® for the front skin, while the rear skin is made from a woven carbon fibre material. We discovered that the new structure reduces distortion by over 8dB above 300Hz, which makes RDT II the lowest distortion cone technology in Monitor Audio's history.

IMPROVED CONE GEOMETRY AND SUSPENSION:

The new RDT II diaphragms have a shallower 'dished' profile formed without a centre hole to create a continuous radiating surface with greater strength and structural integrity. A more efficient drive motor sits behind the cone to produce faster and more responsive driver excursions, lower distortion and sound which is closer to nature.

CROSSOVER DESIGN:

Unsurprisingly we have re-designed the crossover networks with best possible components, utilising air core inductors in all mid-range and tweeter sections, and laminated steel cores for bass sections. Audiophile grade metallised polypropylene capacitors have been custom made and hand-picked within a 1% tolerance for the best possible sound quality and consistency.



NEW PATENTED 'DCF' MECHANISM: A new innovation in every driver replaces the usual rigid coupling of driver and voice coil with a pliable one. This 'Dynamic Coupling Filter' is a nylon ring ingeniously calibrated to be rigid up to the crossover frequency, and to act like a spring above it. In so doing the DCF helps to dampen surplus high frequency energy produced by the driver. It's also perforated to encourage voice coil cooling and release air pressure from behind the cone for maximum driver efficiency. Result: more natural sound.

UNDERHUNG, EDGE-WOUND VOICE COILS:

All Platinum II drivers have been designed using 'underhung' voice coils, which ensure that even during extreme driver excursions, the coil remains within the magnetic gap, converting all the electrical energy into movement. What's more we use rectangular instead of round wire in the voice coil to get more copper in the gap for greater drive energy from the motor. Outcome: greater driver efficiency, more piston-like motion, less distortion and more lifelike dynamics.

THERMAL OPTIMISATION:

When a voice coil becomes too hot, the driver starts to lose efficiency. This is called power compression. For Platinum II, the drivers, the magnetic structures, voice coil formers and even the voice-coil itself have been anodised black to draw heat away from the coil during high-drive conditions, maintaining efficiency and improving power handling. Result: true-to-life dynamics and greater fidelity.

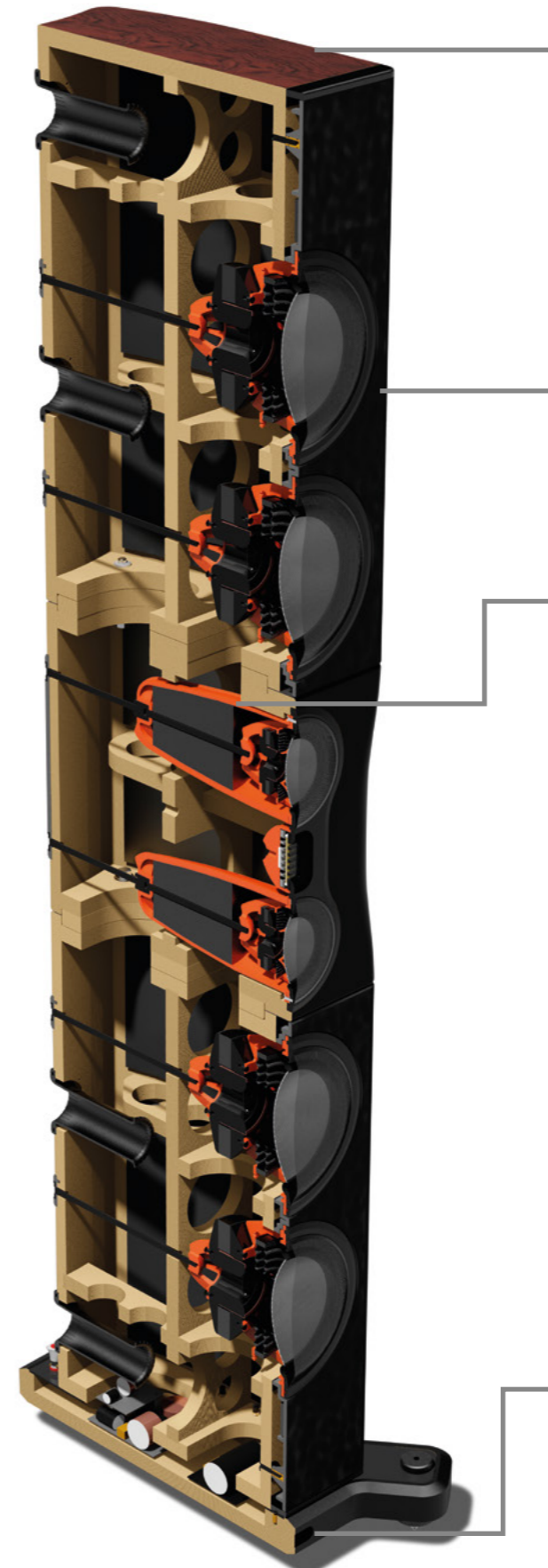
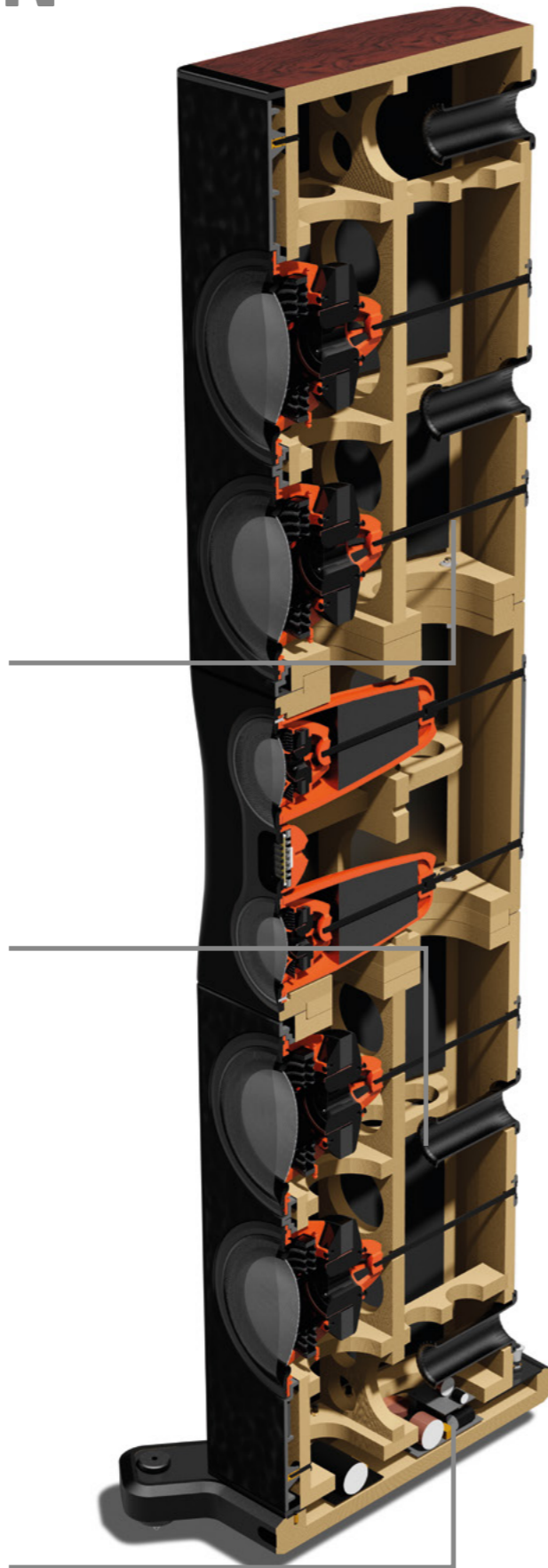
CABINET DESIGN

BOLT-THROUGH DRIVERS: Each Platinum II driver is fixed to the cabinet from the back using a long bolt tightened to a specific torque during production. The bolt serves to provide the driver with an equal clamping force around the periphery, avoiding the need for front fixings while ensuring that the motor system is properly braced. The bolts also act to further brace the entire speaker for enhanced structural rigidity. Result: reduced cabinet vibration for clearer sound and also cleaner aesthetics.

HIVE II (HI-VELOCITY VENT, 2ND GENERATION): A refined port technology which uses a straight rifled design to accelerate air flow and reduce turbulence. HiVe II technology has the ability to move air in and out much more rapidly than a conventional port. Result: naturally fast bass enhancement to complement the drivers.



Platinum II speakers are internally wired using our 'Pureflow' silver-plated OFC copper cable, selected for its audio purity and high conductivity.



CURVED AND BRACED CABINET CONSTRUCTION: Curved surfaces are inherently stronger than flat surfaces, and since the internal sides are non-regular, standing wave formation is suppressed. New internal bracing structures have been developed to ensure the ultimate in structural integrity, and bitumastic damping material applied to all internal cabinet walls to ensure that all cabinet vibration is absorbed. Result: a supremely rigid, acoustically inert enclosure for natural, true-to-life fidelity.


ANTI-RESONANCE COMPOSITE (ARC): A cast thermo-set polymer loaded with minerals to provide very inert, optimally damped components. ARC is used for Platinum II's mid-range housings and baffle components. Result: reduced cabinet vibration for purer sound quality.

TLE (TAPERED LINE ENCLOSURE): The tapered and sealed internal enclosure for Platinum II's mid-range drivers is cast from ARC material and designed to stop the formation of standing waves (internal sound wave reflections) in the cabinet. Result: greater midrange accuracy and reduced cabinet vibration for more accurate sound.



FINE DETAILS

PL100 II



INDIVIDUAL DRIVER GRILLES: With the exception of the PL IN-WALL II, which uses a more traditional baffle cover, all Platinum II drivers are protected by individual grilles, designed to provide excellent acoustic transparency. This means that whether you prefer the speaker with the grilles on or off, it will still deliver the sonic superlatives.

BESPOKE SPEAKER TERMINALS AND FOOTINGS: Platinum II's terminal design is precision milled from solid copper with Rhodium plated conductor parts. Rhodium has been selected for its excellent electrical conductivity and resistance to oxidation. Terminals are designed to accept a spade, 4mm banana plug or bare wire, up to 4mm in diameter (7AWG).

The adjustable spiked feet supplied with the PL200 II, PL300 II, PL500 II, PLW215 II and the

PL100 II and Centre floor-stands are machined from high-grade alloy and anodised to the most exacting quality standards. Alternative 'bullet' spikes are milled from high-tensile steel and chrome plated to the finest mirror finish. For hard or solid wood flooring, a non-slip rubber pad is integrated with the foot design. To aid the initial positioning of the PL500 II its plinth incorporates easy-slide, surface-sensitive feet, which can be replaced with the spiked fittings when the speaker's final location is determined.

All the wonder of Platinum II's crystal clear tonal precision is concentrated by this beautiful little two-way speaker comprising a single 6.5" RDT II mid-bass driver and MPD tweeter. Easy to place in-room the PL100 II will nevertheless belie its compact dimensions

with a wide open soundstage punctuated by breath-taking dynamics and imaging so stable you can almost touch it. A bespoke floor stand (available separately) will position the PL100 II at the perfect listening height.

PL200 II



PL300 II

It's unlikely you'll discover a more persuasive speaker than the PL100 II in its price class, but compare the floor-standing PL200 II with its smaller sibling and immediately you'll notice the effect of four drivers in a larger cabinet. Such is the quality of Platinum II's engineering that the character of the sound remains powerfully consistent and expressive, but with the addition of a second 6.5" RDT II driver,

the PL200 II's bass has more weight, while its dedicated 4" RDT II midrange driver brings further definition to vocals and strings. Through the PL200 II, subtle textures are more vividly described and every note rendered with greater authority. It's a factor of scale. Platinum II's class-leading accuracy is a given, you simply need to match it with the size of your room.

A further leap in dimension brings still greater rewards in the form of the outstanding PL300 II. Standing at over a metre in height and designed to move the air in larger listening environments, the PL300 II will energise your listening across an enormous sound stage, magically studded with an abundance of natural detail. Its four driver system involving twin 8" RDT II drivers, 4" TLE loaded midrange and MPD tweeter,

captures all the fluid tonal complexity and dynamic richness of each performance on a truly orchestral scale. Explore the depths and climb to the heights of your music and film favourites with an effortlessness that confirms an inescapable truth: the bigger the Platinum, the more precious the prize.

PL500 II

Measured against its peers, there is no finer audio ambassador than the majestic PL500 II. Here you'll discover the essence of Platinum II engineering: silken layers of the finest high frequency definition suspended on an explicit midrange, seamlessly underpinned by a deep, clean and responsive bass foundation. More than ever the sound has a physical authority, conveying the 'live' character of instruments, voices and atmospheres as if they had materialised three-dimensionally in the air around you. This is fidelity in the raw, magnificent in stature, seductive for its rhythmic subtlety and utterly captivating in the sheer magnitude of its dynamic impact. Our most sophisticated system of no fewer than four 8" RDT II bass drivers, twin 4" RDT II midrange transducers and MPD tweeter will render the entire harmonic sweep of every work with pin sharp timing and accuracy. Your music and film sound alive, immersive and uncompromised.



PLC150 II

PLC350 II



Now the soundstage is complete, the drama can begin. Between PL200 IIs or PL100 IIs in a multichannel AV system, the PLC150 II will imbue dialogue with a natural intimacy while pans and effects remain stable and supremely consistent. Equipped with a driver configuration of 6.5" RDT II bass driver, 6.5" RDT II bass/mid and MPD tweeter, the PLC150 II will complement its left and right

channel counterparts to create a seamless unity of sound, which weaves your senses with every scene. Film action and music is charged with a new emotional gravity that will prove irresistible.

Experience the difference in a heartbeat. Surrounded by the natural audio transparency of the astonishing PLC350 II in concert with the PL300 II, or PL500 II, you'll be lifted to the stage and compelled to take part. This is theatre on a professional scale but with the authentic presence, detail and texture that only very finest high-end audio design can conjure. The PLC350 II's system of twin 8" RDT

II bass drivers, 4" RDT II midrange and MPD high frequency transducer will personalise the nuance of each whisper. When at least sixty per cent of the film's emotional content is directed through the centre channel, the PLC350 II provides the extraordinary focus that transports you, exhilarated, to the end of every performance.

* Platinum II centre stands available separately.

PLW215 II



We're asking you to recall your last encounter with the awe-inspiring power of thunder; how its enormous natural presence is able to translate the experience of low frequency sound into a shock wave. The PLW215 II will help you to relive the air-bending effect of Mother Nature's own subwoofer within your listening room. Twin 15" C-CAM drivers, triple-suspended for a full 4cm of excursion and individually powered by DSP-controlled amplifiers, will deliver clean frequencies down to 16Hz. At this level, bass arrives with a percussive impact that you feel from head to toe, seamlessly extending even

the PL500 II to deliver breath-taking audio resolution beyond the limits of your audible range, but with a physical dimension that absorbs the senses. Put simply, it's the sound of nature, vividly re-created.

Even so, all this explosive audio potency would be wasted without control. Adjust the in-room response of the PLW215 II on the top panel or via laptop using our proprietary 'SubConnect' software. Within this global setting, the 24bit DSP offers four fully configurable user presets per input, including pre-set modes for

Flat/Music/Movie/Impact EQ settings. If you wish to fine-tune, you can adjust frequency, slope, trim and EQ filters for each preset. There's also a Night Mode, which actively reduces the dynamic range of louder sections according to the level you desire. The PLW215 II is the most powerful, sophisticated and natural sounding bass engine we have ever built, and so complements the flagship Platinum II range with impeccable precision.

PL IN-WALL II



No matter how beautiful it is to look at, every speaker cabinet will take up space. The decades of craftsmanship invested in each Platinum II design means that it loses no lustre in the company of the finest furnishings, and yet for certain audio fans the prospect of enjoying the rich sonic wealth of Platinum II in a speaker-free room will prove too seductive. This is why we've made the Platinum In-Wall II model.

Custom-built with advanced Platinum II technology and supplied with a flat paintable white grille for stealthy flush-fitting installation,

the In-Wall II system will deliver Platinum II's astonishing full-range audio signature from a near-invisible in-wall location. You'll have all the sound you ever wanted and the space you love, with easy flexibility as well: the In-Wall II's rotating MPD HF/mid driver section will reproduce pin-sharp imaging when positioned vertically or horizontally.

Whether you decide to deploy the Platinum In-Wall IIs as satellites for a beautifully discreet home theatre, or as a fabulously flush stereo pair, you'll be choosing the ultimate

luxury option for music and movie aficionados: reference Platinum II sound integrated seamlessly with room décor and design.

FINISHES



PIANO BLACK



NATURAL EBONY



SANTOS ROSEWOOD

SPECIFICATIONS



	PL100 II	PL200 II	PL300 II	PL500 II	PLC150 II	PLC350 II
System Format	2 Way - 2 Driver	3 Way - 4 Driver	3 Way - 4 Driver	3 Way - 7 Driver	2 ^{1/2} Way - 3 Driver	3 Way - 4 Driver
Frequency Response (-6dB - IEC 268-13)	40Hz - 100kHz	35Hz - 100kHz	28Hz - 100kHz	22Hz - 100kHz	45Hz - 100kHz	32Hz - 100kHz
Sensitivity 1W@1m	88dB	90dB	90dB	91dB	89dB	90dB
Maximum S.P.L. (1dBA @ 1m - each)	111.8dBA (pair)	117dBA (pair)	117.8dBA (pair)	120dBA (pair)	112dBA	114dBA
Nominal Impedance	6Ω (4.5Ω min. @ 160Hz)	4Ω (4.0Ω min. @ 135Hz)	4Ω (4.2Ω min. @ 111Hz)	4Ω (4.2Ω min. @ 120Hz)	6Ω (4.5Ω min. @ 170Hz)	4Ω (4.0Ω min. @ 115Hz)
Power Handling - R.M.S.	120W	250W	300W	400W	200W	250W
Recommended Amp Requirements	60 - 120W	100 - 250W	100 - 300W	150 - 400W	60 - 200W	100 - 250W
Cabinet Design	Single rear HiVe II port	Two HiVe II ports, Sealed mid-range TLE enclosure	Two HiVe II ports, Sealed mid-range TLE enclosure	Four HiVe II ports, Sealed mid-range TLE enclosure	Single rear HiVe II port	Two HiVe II ports, Sealed mid-range TLE enclosure
Drive Unit Complement	1 x 6 ^{1/2} " RDT II bass / mid driver, 1 x MPD high frequency transducer	2 x 6 ^{1/2} " long-throw RDT II bass drivers, 1 x 4" RDT II mid-range driver, 1 x MPD high frequency transducer	2 x 8" long-throw RDT II bass drivers, 1 x 4" RDT II mid-range driver, 1 x MPD high frequency transducer	4 x 8" long-throw RDT II bass drivers, 2 x 4" RDT II mid-range driver, 1 x MPD high frequency transducer	1 x 6 ^{1/2} " RDT II bass driver, 1 x 6 ^{1/2} " RDT II bass / mid driver, 1 x MPD high frequency transducer	2 x 8" long-throw RDT II bass drivers, 1 x 4" RDT II mid-range driver, 1 x MPD high frequency transducer
Crossover Frequency	3.0kHz	MF/HF: 3.9kHz LF/MF: 750Hz	MF/HF: 3.4kHz LF/MF: 500Hz	MF/HF: 3.6kHz LF/MF: 460Hz	MF/HF: 3.0kHz LF/MF: 600Hz (-6dB LF)	MF/HF: 3.3kHz LF/MF: 780Hz
External Dimensions (Inc. plinth & terminals where applicable) (H x W x D)	372 x 225 x 325.54mm (14 ^{5/8} x 8 ^{7/8} x 12 ^{5/8} "	1015.4 x 380.22 x 407.87mm (40 x 15 x 16 ^{1/16} "	1075.4 x 432.4 x 517.83mm (42 ^{5/16} x 17 x 20 ^{3/8} "	1802.8 x 503.61 x 625.24mm (71 x 19 ^{13/16} x 24 ^{5/8} "	225 x 580 x 326.54mm (8 ^{7/8} x 22 ^{13/16} x 12 ^{7/8} "	290 x 800 x 403.37mm (11 ^{7/16} x 31 ^{1/2} x 15 ^{7/8} "
External Dimensions (Inc. feet & spikes where applicable) (H x W x D)	N/A	1051.7 x 380.22 x 407.87mm (41 ^{3/8} x 15 x 16 ^{1/16} "	1111.7 x 432.4 x 517.83mm (43 ^{3/4} x 17 x 20 ^{3/8} "	1848.1 x 503.61 x 625.24mm (72 ^{3/4} x 19 ^{13/16} x 24 ^{5/8} "	N/A	N/A
Weight (each)	14.94kg (32lb 14oz)	36.08kg (79lb 6oz)	54.52kg (120lb)	99.1kg (218lb)	23.98kg (52lb 12oz)	43.02kg (94lb 10oz)

PLW215 II	
System Format	Sealed Cabinet with vibration cancelling driver configuration, 25mm M.D.F. construction with internal bracing and sealed amplifier compartment
Low Frequency Limit (-6dB - IEC 268-13)	-3dB @ 23Hz / -10dB @ 18Hz (Free Field) default preset: Music, -3dB @ 19Hz / -10dB @ 16Hz (In Room) default preset: Music, Limited by low frequency protection filter (-3dB @ 12Hz)
Upper Frequency Limit	-3dB @ 150Hz
Driver Complement	2 x 15" C-CAM® sub-woofer driver featuring inverted surround and triple suspension for increase support at high excursions, Black single layer edge wound 3" voice coil with vented pole, vented coil and black CED coated motor unit to reduce power compression and increase thermal dissipation, FEA optimised cone, magnetics and suspensions for optimal performance and increased linearity
Linear Driver Excursion	42mm Peak to Peak, Total displacement 6.4 Litres
Amplifier Power Output	Dual Amplifier design with a single amplifier powering each driver, Combined 1400W RMS, 2000W Peak (Burst Ratio 1:4 Continuous, Measured into two non-reactive 4 Ohm Loads)
Amplifier Classification	2x Class-D amplifiers, Balanced Differential Input, Differentially loaded Power Supply, DSP controlled. High current Switch mode power supply (SMPSU)
DSP	172MHz DSP Core with 3500 instructions per sample, 139dB of dynamic range and 56-bit double precision processing, dynamically updated by an 80MHz MCU
Digital Conversion	Wolfson Microelectronics (Cirrus Logic) ADC & DAC @ 24bit/48KHz. (WM8786 ADC & WM8740 DAC)
LED UI Control Panel	Adjustable brightness 0% - 100%, configurable auto off feature. Quick access to menu items: Trim, LPF, Phase, Preset Select
Global Settings (via SubConnect)	Display Brightness (0-100%), Dim (to 50% or to Off), Default Preset, Mute Link Outputs, 12V Trigger Assignment (Power on/off or Preset select), Input gain (Master -80 to +20dB, Trim -6 to +6dB, Mute), Phase (0-360 in 15 degree steps), Night Mode Threshold (-2dB to -20dB), Auto On / OFF (Enable Signal Sense, Always On, Time to off 5-240mins)
User Presets (via SubConnect)	4 fully configurable user Presets including, Preset Name, LPF Frequency (5Hz Steps from 20-135Hz), LPF Slope Order (-12 or -24dB/Oct), Input (Stereo, LFE or Both), Trim Offset (-6 to +6dB), EQ mode (Impact, Music, Movie or Default), User EQ (6 adjustable filters applied on top of EQ mode), Room EQ (On/OFF), Night Mode (On/OFF)
User Equalisation (via SubConnect)	6 fully controllable EQ filters and 6 default filters with gain offset per preset, Default settings: Flat / Music / Movie / Impact
Room Correction EQ	6 System controlled parametric EQ filters set using advanced detection algorithm. Measurement can be initiated from the control panel or the SubConnect with up to microphone 6 positions (default 2)
Night Mode	Night mode, assignable (on or off) per Preset with global threshold (-2dB to -20dB). Introduces dynamic range reduction lowering the level of loud sections
Phase control	0-360 degrees, Increments of 15 degrees with a pure invert at 180 degrees
Low pass filter	2nd or 4th order (12 or 24 dB/Octave), Increments of 5Hz from 35Hz to 135Hz
Auto Sensing input level requirements	Line Level >1mV on unbalanced and balanced inputs. Auto Standby feature, adjustable between 5-240 minutes in increments of 5mins
Digital Volume Control	-11 to +11dB in 1dB increments, Via the control panel. -80 to +20 in 1dB increments, via SubConnect application
IR Remote control code	Supplied IR remote. Front facing IR receiver with red LED response. Additional discrete IR codes for automation available in the manual
SubConnect (PC Application)	Windows (7 onwards) (32/64bit) compatible setup application available from the Monitor Audio website and on the supplied USB stick in the Platinum II Tool Kit Allows the user to control advanced subwoofer setup features. Settings can be saved while not connected to the subwoofer for off sight setup
Audio Input Connection	LFE Input with Balanced (XLR) and Unbalanced (RCA) inputs, Stereo Input with unbalanced (RCA) inputs. Inputs individually assignable to any Preset
Control Connections/ interfaces	12v Trigger in (3.5mm mono mini-jack, 6v threshold), assignable to On/Off or Preset change, 3.5mm Microphone input jack (mic supplied), RJ45 connector supporting RS232 (EIA/TIA - 561, Tx Pin 6, Rx Pin 5, Gnd Pin 4), IR repeater - Output (3.5mm mono mini-jack), USB - Type B, for connecting to SubConnect PC application and Firmware update
Electrical Certifications	CE / CB/ ETL / Fcc / ErP (Energy saving compliant)
Mains input voltage	100 - 120 Vac / 220 - 240 Vac 50/60Hz (Manually selected)
Power consumption	Maximum 1200W, Standby <0.5W (ErP compliance)
Fuse Type	20mm T12.5AL 250VAC
Weight (unpacked)	57.54kg (126lb 10oz)
External Dimensions (H x W x D) (Inc. amp, drivers & terminals)	500 x 504 x 512.5 mm (19 ^{11/16} x 19 ^{13/16} x 20 ^{3/16} ") 545.8 x 504 x 512.5 mm (21 ^{1/2} x 19 ^{13/16} x 20 ^{3/16} ") - Including feet

PL IN-WALL II	
System Format	3 Way - 4 Driver
Frequency Response (-6dB - IEC 268-13)	52Hz - 100kHz
Sensitivity 1W@1m	90dB
Maximum S.P.L (1dBA @ 1m - each)	117dBA (pair)
Nominal Impedance	4Ω (3.7Ω min. @ 2.8kHz)
Power Handling - R.M.S.	200W
Recommended Amp Requirements	100-200W
Cabinet Design	Sealed Cabinet
Drive Unit Complement	2 x 6.5" long-throw RDT®II bass drivers, 1 x 4" RDT II mid-range driver, 1 x MPD high frequency transducer
Crossover Frequency	MF/HF: 4.1KHz LF/MF: 700Hz
Fixings	10 x Tri-Grip™ dog leg type fixing system
Cut Out Dimensions (H x W x D)	1179 x 302 x 97.5mm (46 ^{7/16} x 11 ^{7/8} x 3 ^{13/16} ")
Overall Dimensions (H x W x D)	1205 x 330 x 102mm (47 ^{7/16} x 13 x 4")
Overall Dimensions (Inc. grille)	1207 x 332 x 107.5mm (47 ^{1/2} x 13 ^{1/16} x 4 ^{1/16} ")
Weight (each)	27kg (59.4lb)



TRI-GRIP MOUNTING SYSTEM:

Our innovative Tri-Grip system has three clamping points per dog-leg providing three times the surface area and a better surface seal maximising bass response and mid-range clarity.

This design also features a cam allowing the clamp to move smoothly as the installer tightens the mounting screw. (PL In-Wall II only.)



Platinum In-Wall II (grille off)



Platinum In-Wall II (grille on)



As acoustic engineers we're proud of the ground-breaking technology within Platinum II. As audio enthusiasts we're confident it brings our work closer to the ultimate objective: natural sound. We commend Platinum II to your listening pleasure in the hope that, like us, you discover more reasons to love the experience.

MONITOR AUDIO LTD

24 Brook Road, Rayleigh

Essex, SS6 7XJ

England

Tel: + 44 (0)1268 740580

Fax: + 44 (0)1268 740589

Email: info@monitoraudio.co.uk

monitoraudio.com

Designed in the United Kingdom